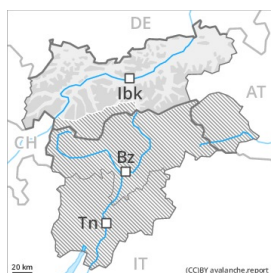



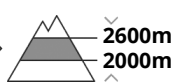
## Danger Level 2 - Moderate



**Tendency: Increasing avalanche danger**   
 on Monday 29 03 2021



Persistent weak layer



Wind-drifted snow



### Weakly bonded old snow represents the main danger.

Individual avalanche prone locations for dry avalanches are to be found in particular on very steep west, north and east facing slopes between approximately 2000 and 2600 m. This also applies adjacent to ridgelines on very steep sunny slopes also above approximately 2600 m. Caution is to be exercised in particular on little-used, rather lightly snow-covered slopes. In very isolated cases avalanches are quite large. Backcountry touring calls for a certain restraint.

As a consequence of new snow and a moderate to strong westerly wind, rather small wind slabs formed on Saturday, caution is to be exercised in particular adjacent to ridgelines on very steep shady slopes in high Alpine regions.

On extremely steep sunny slopes individual loose snow avalanches are possible, but they will be mostly small.

In addition a latent danger of gliding avalanches exists, especially on steep grassy slopes below approximately 2400 m. Areas with glide cracks are to be avoided.

### Snowpack

**Danger patterns**

dp.7: snow-poor zones in snow-rich surrounding

dp.4: cold following warm / warm following cold

0 to 10 cm of snow fell on Saturday above approximately 1300 m. In some regions strong westerly wind. The fresh wind slabs are lying on soft layers on shady slopes at high altitudes and in high Alpine regions. Slopes adjacent to ridgelines where surface hoar has been covered with snow are treacherous.

The somewhat older wind slabs are lying on weak layers in particular on west to north to east facing aspects. This applies in particular between approximately 2000 and 2600 m. They are bonding only slowly with the old snowpack. Field observations and released avalanches confirm this situation.

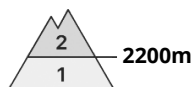
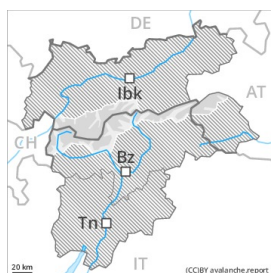
The snowpack will be subject to considerable local variations at high altitudes and in high Alpine regions. Snow depths vary greatly, depending on the influence of the wind. In very isolated cases weak layers exist in the bottom section of the old snowpack adjacent to ridgelines.

### Tendency

Weakly bonded old snow requires caution. Gradual increase in avalanche danger as a consequence of warming during the day and solar radiation.



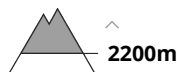
## Danger Level 2 - Moderate



**Tendency: Increasing avalanche danger**  
on Monday 29 03 2021



Wind-drifted  
snow



### Wind slabs at high altitude.

As a consequence of a moderate to strong wind, sometimes avalanche prone wind slabs formed in the last few days in particular on northwest, north and northeast facing slopes. Caution is to be exercised in particular adjacent to ridgelines. The number and size of avalanche prone locations will increase with altitude. In some cases avalanches are medium-sized and can mostly be released by large loads. The wind slabs are clearly recognisable to the trained eye.

Slight increase in danger of moist snow slides as a consequence of warming during the day and solar radiation.

Backcountry touring calls for a certain restraint.

### Snowpack

#### Danger patterns

dp.6: cold, loose snow and wind

The somewhat older wind slabs are lying on soft layers in particular on northwest to north to northeast facing aspects above approximately 2200 m. The fresh wind slabs are lying on surface hoar in some places on near-ridge shady slopes in high Alpine regions. These are small.

The snowpack will be subject to considerable local variations at high altitudes and in high Alpine regions. Snow depths vary greatly, depending on the influence of the wind. In gullies and bowls, and behind abrupt changes in the terrain a lot of snow is lying.

In very isolated cases weak layers exist in the bottom section of the old snowpack adjacent to ridgelines.

This also applies in areas where the snow cover is rather shallow.

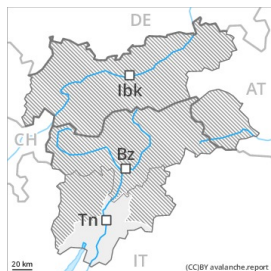
In steep terrain there is a danger of falling on the hard snow surface.

### Tendency

Gradual increase in avalanche danger as a consequence of warming during the day and solar radiation.



## Danger Level 1 - Low



**Tendency: Constant avalanche danger** →  
on Monday 29 03 2021

A mostly favourable avalanche situation will prevail. In steep terrain there is a danger of falling on the hard snow surface.

In particular in gullies and bowls and behind abrupt changes in the terrain mostly small wind slabs formed. These can be released, especially by large additional loads, in particular on steep shady slopes. Mostly avalanches are small. The avalanche prone locations are clearly recognisable to the trained eye. The prevalence of such avalanche prone locations will increase with altitude.

### Snowpack

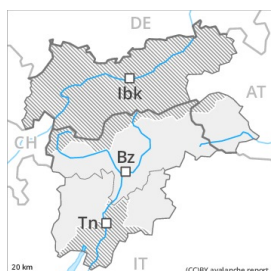
Some snow will fall in the early morning in some localities. The old snowpack will be stable over a wide area. The mostly small wind slabs are bonding only slowly with the old snowpack, especially on near-ridge shady slopes.

Snow depths vary greatly, depending on the influence of the wind. On sunny slopes and below the tree line hardly any snow is lying.

### Tendency

A clear night will be followed by quite favourable conditions mostly. The avalanche danger will increase a little during the day.

## Danger Level 1 - Low



**Tendency: Increasing avalanche danger**  
on Monday 29 03 2021



Wind-drifted  
snow



2200m

A quite favourable avalanche situation will be encountered over a wide area. In steep terrain there is a danger of falling on the hard snow surface.

The fresh wind slabs represent the main danger. These are mostly small. They are clearly recognisable to the trained eye. Caution is to be exercised in particular adjacent to ridgelines above approximately 2200 m on very steep shady slopes. At elevated altitudes the avalanche prone locations are more prevalent. Slight increase in avalanche danger as a consequence of warming during the day and solar radiation. A certain danger of gliding avalanches exists. Areas with glide cracks are to be avoided.

## Snowpack

### Danger patterns

dp.6: cold, loose snow and wind

Fresh wind slabs are lying on soft layers on shady slopes above approximately 2200 m, especially on steep, little used slopes.

Snow depths vary greatly at high altitudes and in high Alpine regions, depending on the influence of the wind. In gullies and bowls, and behind abrupt changes in the terrain a lot of snow is lying.

The old snowpack will be stable over a wide area.

## Tendency

A clear night will be followed by favourable avalanche conditions over a wide area. The avalanche danger will increase during the day.