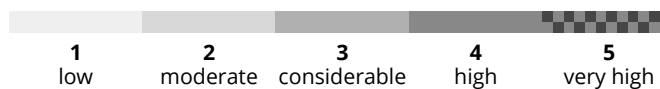
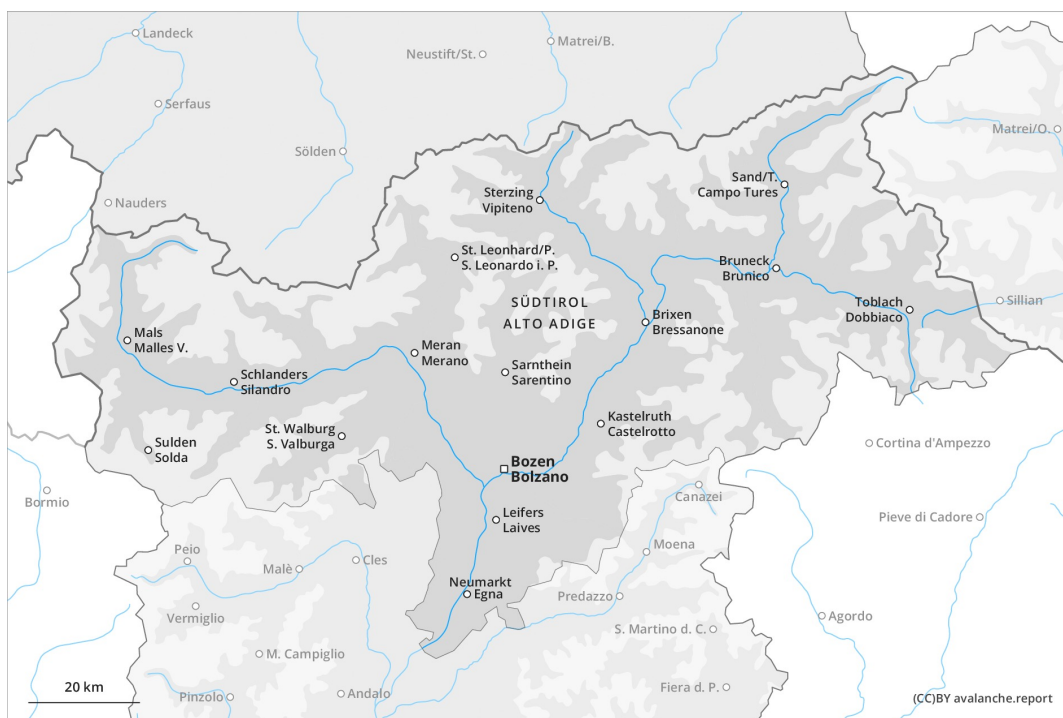




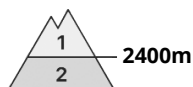
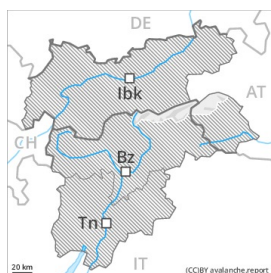
AM



PM



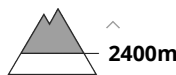
Danger Level 2 - Moderate



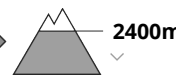
Tendency: Constant avalanche danger →
on Monday 05 04 2021



Persistent weak layer



Wet snow



Increase in danger of wet avalanches in the course of the day.

The early morning will see quite favourable conditions over a wide area. Individual avalanche prone locations for dry avalanches are to be found on extremely steep shady slopes and at transitions from a shallow to a deep snowpack. In many places there is a danger of falling on the hard snow surface.

From late morning small and medium-sized wet avalanches are possible. Avalanche prone locations are to be found in particular on east, south and west facing slopes below approximately 2400 m and on north facing slopes below approximately 2000 m. Moist and wet avalanches can in isolated cases be released in near-surface layers by people. Individual gliding avalanches can also occur.

Snowpack

Danger patterns

dp.10: springtime scenario

Outgoing longwave radiation during the night will be reduced in some case. As a consequence of falling temperatures the snowpack will consolidate. Above the tree line the snowpack will soften later than the day before. Below the tree line the snowpack will only just freeze. Here the snowpack will soften rapidly. Over a wide area strong foehn wind from the north. The wind will transport only a little snow. Isolated avalanche prone weak layers exist in the snowpack at high altitudes and in high Alpine regions, especially on near-ridge shady slopes, as well as at transitions from a shallow to a deep snowpack in high Alpine regions.

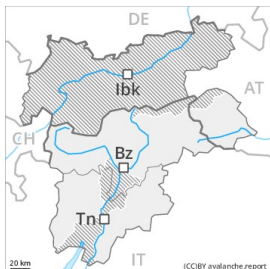
Tendency

As the day progresses on steep sunny slopes there will be an increase in the danger of wet avalanches.



Danger Level 2 - Moderate

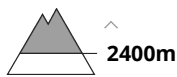
AM:



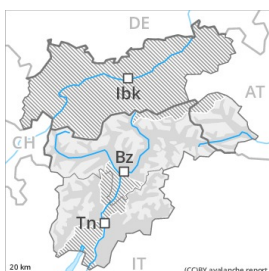
Tendency: Constant avalanche danger →
 on Monday 05 04 2021




Persistent weak layer



PM:



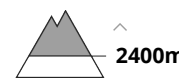
Tendency: Constant avalanche danger →
 on Monday 05 04 2021



Wet snow



Persistent weak layer



Increase in danger of wet avalanches in the course of the day.

The early morning will see favourable conditions over a wide area. Individual avalanche prone locations for dry avalanches are to be found on extremely steep shady slopes and at transitions from a shallow to a deep snowpack. In many places there is a danger of falling on the hard snow surface.

As the day progresses small and medium-sized wet avalanches are possible. In places where the outgoing longwave radiation during the night is reduced the danger will increase earlier. Avalanche prone locations are to be found in particular on east, south and west facing slopes below approximately 2400 m and on north facing slopes below approximately 2000 m. Moist and wet avalanches can in isolated cases be released in near-surface layers by people. Individual gliding avalanches can also occur. Backcountry tours should be concluded timely.

Snowpack

Danger patterns

dp.10: springtime scenario

Outgoing longwave radiation during the night will be quite good over a wide area. In the northeast a partly overcast night. As a consequence of falling temperatures the snowpack will consolidate. Above the tree line the snowpack will soften later than the day before. Below the tree line the snowpack will only just freeze. Here the snowpack will soften rapidly.

Over a wide area strong foehn wind from the north. The wind will transport only a little snow.

Isolated avalanche prone weak layers exist in the snowpack at high altitudes and in high Alpine regions, especially on near-ridge shady slopes, as well as at transitions from a shallow to a deep snowpack in high Alpine regions.



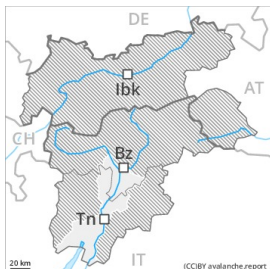
Tendency

As the day progresses on steep sunny slopes there will be an increase in the danger of wet avalanches.



Danger Level 2 - Moderate

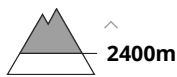
AM:



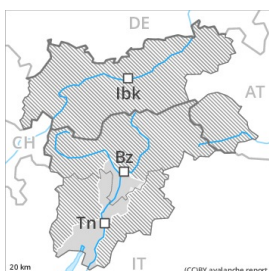
Tendency: Constant avalanche danger →
 on Monday 05 04 2021



Persistent weak layer



PM:



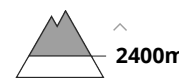
Tendency: Constant avalanche danger →
 on Monday 05 04 2021



Wet snow



Persistent weak layer



Increase in danger of wet avalanches in the course of the day.

The early morning will see favourable conditions over a wide area. Individual avalanche prone locations for dry avalanches are to be found on extremely steep shady slopes and at transitions from a shallow to a deep snowpack. In many places there is a danger of falling on the hard snow surface.

As the day progresses small and medium-sized wet avalanches are possible. Avalanche prone locations are to be found in particular on east, south and west facing slopes below approximately 2400 m and on north facing slopes below approximately 2000 m. Moist and wet avalanches can in isolated cases be released in near-surface layers by people. Individual gliding avalanches can also occur. Backcountry tours should be concluded timely.

Snowpack

Danger patterns

dp.10: springtime scenario

Outgoing longwave radiation during the night will be quite good over a wide area. In the northeast a partly overcast night. As a consequence of falling temperatures the snowpack will consolidate. Above the tree line the snowpack will soften later than the day before. Below the tree line the snowpack will only just freeze. Here the snowpack will soften rapidly. In southeast to south to south facing aspects and on near-ridge sunny slopes no snow is lying.

Over a wide area strong foehn wind from the north. The wind will transport only a little snow.

Isolated avalanche prone weak layers exist in the snowpack at high altitudes and in high Alpine regions, especially on near-ridge shady slopes, as well as at transitions from a shallow to a deep snowpack in high Alpine regions.



Tendency

As the day progresses on steep sunny slopes there will be an increase in the danger of wet avalanches.