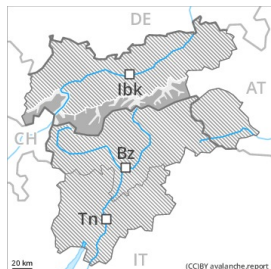






## Danger Level 3 - Considerable

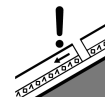


**Tendency: Constant avalanche danger** →

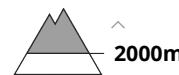
on Thursday 08 04 2021



Wind-drifted  
snow



Persistent  
weak layer



In some localities increase in avalanche danger as a consequence of new snow and wind.

Weakly bonded old snow represents the main danger. Individual avalanche prone locations for dry avalanches are to be found in particular on northwest, north and northeast facing slopes. Caution is to be exercised in particular in extremely steep terrain on little-used, rather lightly snow-covered slopes at high altitudes and in high Alpine regions. These avalanche prone locations are rather rare.

As a consequence of new snow and strong wind there will be only a slight increase in the avalanche danger. In particular on shady slopes small to medium-sized natural avalanches are possible above approximately 2000 m.

Dry avalanches can additionally in some places be released in near-surface layers, even by small loads in isolated cases.

## Snowpack

### Danger patterns

dp.6: cold, loose snow and wind

dp.1: deep persistent weak layer

The new snow and wind slabs must be evaluated with care and prudence in all aspects above approximately 2000 m.

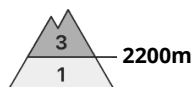
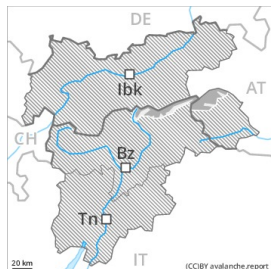
Older wind slabs are lying on soft layers, especially on little used slopes, as well as adjacent to ridgelines at high altitudes and in high Alpine regions.

## Tendency

In some localities increase in danger of dry avalanches as a consequence of new snow and strong wind.



## Danger Level 3 - Considerable

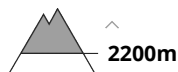


**Tendency: Constant avalanche danger** →

on Thursday 08 04 2021



Wind-drifted  
snow



### Wind slabs represent the main danger.

As a consequence of a strong northwesterly wind, brittle wind slabs formed. These are to be evaluated with care and prudence in particular in very steep terrain. Caution is to be exercised adjacent to ridgelines and in gullies and bowls. The number and size of avalanche prone locations will increase with altitude. Such avalanche prone locations are easy to recognise.

In many places there is a danger of falling on the hard snow surface.

### Snowpack

#### Danger patterns

dp.6: cold, loose snow and wind

The wind will be strong over a wide area. Up to 10 cm of snow will fall. The small quantity of fresh snow and the resulting wind slabs will be deposited on soft layers especially on very steep shady slopes. In some cases the wind slabs have bonded still only poorly with the old snowpack.

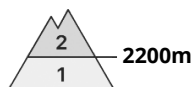
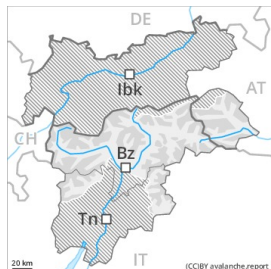
Individual weak layers exist in the snowpack in high Alpine regions. Here the snowpack is more prone to triggering.

### Tendency

The weather conditions will facilitate a strengthening of the snow drift accumulations, in particular on sunny slopes.



## Danger Level 2 - Moderate

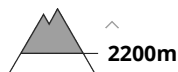


**Tendency: Constant avalanche danger** →

on Thursday 08 04 2021



Wind-drifted  
snow



### Fresh wind slabs require caution.

As a consequence of a strong northwesterly wind, mostly small wind slabs formed. These are to be evaluated with care and prudence in particular in very steep terrain. Caution is to be exercised adjacent to ridgelines and in gullies and bowls. The number and size of avalanche prone locations will increase with altitude. They are easy to recognise.

In many places there is a danger of falling on the hard snow surface.

### Snowpack

#### Danger patterns

dp.6: cold, loose snow and wind

The wind will be strong over a wide area. Some snow will fall, especially in the north and in the northeast. The snowpack is largely stable. The small quantity of fresh snow and the resulting mostly small wind slabs will be deposited on soft layers in particular on very steep shady slopes.

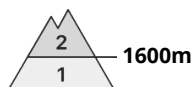
Individual weak layers exist in the snowpack in high Alpine regions. Here the snowpack is less favourable.

### Tendency

The weather conditions will facilitate a strengthening of the snow drift accumulations, in particular on sunny slopes.



## Danger Level 2 - Moderate

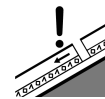
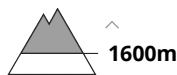


**Tendency: Constant avalanche danger** →

on Thursday 08 04 2021



Wind-drifted  
snow



Persistent  
weak layer



In some localities increase in avalanche danger as a consequence of new snow and wind.

As a consequence of new snow and strong wind more frequent natural avalanches are possible, but they will be mostly small.

Dry avalanches can in some cases release deeper layers of the snowpack and reach medium size in all aspects.

These can be released in the weakly bonded old snow. Caution is to be exercised in particular in extremely steep terrain on little-used, rather lightly snow-covered slopes at high altitudes and in high Alpine regions.

Dry avalanches can additionally in isolated cases be released in near-surface layers by a single winter sport participant. These avalanche prone locations are quite prevalent. They are to be found especially on steep shady slopes above approximately 1600 m, in particular adjacent to ridgelines. Sometimes the avalanches are medium-sized.

## Snowpack

### Danger patterns

dp.6: cold, loose snow and wind

dp.1: deep persistent weak layer

Outgoing longwave radiation during the night will be barely evident.

At low and intermediate altitudes the snowpack is moist.

Faceted weak layers exist in the snowpack in particular on steep shady slopes. Whumpfung sounds and the formation of shooting cracks when stepping on the snowpack and stability tests indicate the existence of a weak snowpack especially on wind-loaded slopes.

## Tendency

In some localities increase in danger of dry avalanches as a consequence of new snow and strong wind.