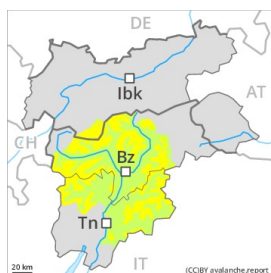




Danger Level 2 - Moderate



Tendency: Increasing avalanche danger
on Monday 12 04 2021



Wind-drifted
snow



Treeline

Increase in avalanche danger as a consequence of new snow and strong wind.

The fresh wind slabs are to be avoided as far as possible. The avalanche prone locations are to be found on steep slopes of all aspects and adjacent to ridgelines and in gullies and bowls above approximately 2000 m. Mostly avalanches are medium-sized and can be released in some cases by a single winter sport participant. On wind-loaded slopes individual natural dry avalanches are possible as the day progresses. The number and size of avalanche prone locations will increase with altitude.

Weak layers in the old snowpack can still be released in very isolated cases at transitions from a shallow to a deep snowpack, in particular on very steep shady slopes above approximately 2200 m.

Snowpack

Danger patterns

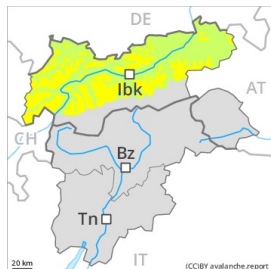
dp.6: cold, loose snow and wind

10 to 20 cm of snow, and even more in some localities, will fall on Sunday. Wind slabs are lying on soft layers on shady slopes, especially adjacent to ridgelines at high altitudes and in high Alpine regions. Faceted weak layers exist in the snowpack in particular on very steep shady slopes.

Tendency

Significant increase in avalanche danger as a consequence of new snow and wind. Over a wide area 20 to 40 cm of snow, and even more in some localities, will fall on Monday.

Danger Level 2 - Moderate



Tendency: Increasing avalanche danger
on Monday 12 04 2021



Wind-drifted
snow



Wind slabs are to be avoided.

The rather small wind slabs of the last few days are to be avoided as far as possible. The avalanche prone locations are to be found in particular on steep northwest to north to northeast facing slopes and adjacent to ridgelines and in gullies and bowls above approximately 2200 m. In isolated cases avalanches are medium-sized and can be released in some cases by a single winter sport participant. The number and size of avalanche prone locations will increase with altitude.

Weak layers in the old snowpack can still be released in very isolated cases at transitions from a shallow to a deep snowpack, in particular on very steep shady slopes above approximately 2200 m.

Snowpack

Danger patterns

dp.6: cold, loose snow and wind

dp.4: cold following warm / warm following cold

Wind slabs are lying on soft layers on shady slopes, especially adjacent to ridgelines at high altitudes and in high Alpine regions.

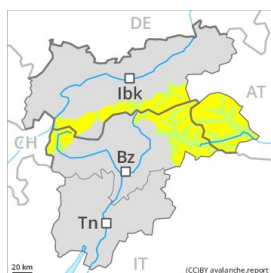
Outgoing longwave radiation during the night will be barely evident. The spring-like weather conditions as the day progresses will give rise to increasing softening of the snowpack especially on steep sunny slopes below approximately 2400 m.

Faceted weak layers exist in the snowpack in particular on very steep shady slopes.

Tendency

Increase in avalanche danger as a consequence of the new snow.

Danger Level 2 - Moderate



Tendency: Increasing avalanche danger
on Monday 12 04 2021



Wind-drifted
snow



Slight increase in avalanche danger as a consequence of new snow and strong wind.

The fresh wind slabs are to be avoided as far as possible. The avalanche prone locations are to be found in particular on steep west to north to east facing slopes and adjacent to ridgelines and in gullies and bowls above approximately 2200 m. In some cases avalanches are medium-sized and can be released in some cases even by a single winter sport participant. The number and size of avalanche prone locations will increase with altitude.

Weak layers in the old snowpack can still be released in very isolated cases at transitions from a shallow to a deep snowpack, in particular on very steep shady slopes above approximately 2200 m.

Snowpack

Danger patterns

dp.6: cold, loose snow and wind

Up to 10 cm of snow, and even more in some localities, will fall on Sunday. Wind slabs are lying on soft layers on shady slopes, especially adjacent to ridgelines at high altitudes and in high Alpine regions. Faceted weak layers exist in the snowpack in particular on very steep shady slopes.

Tendency

Significant increase in avalanche danger as a consequence of new snow and wind. 15 to 30 cm of snow, and even more in some localities, will fall on Monday.