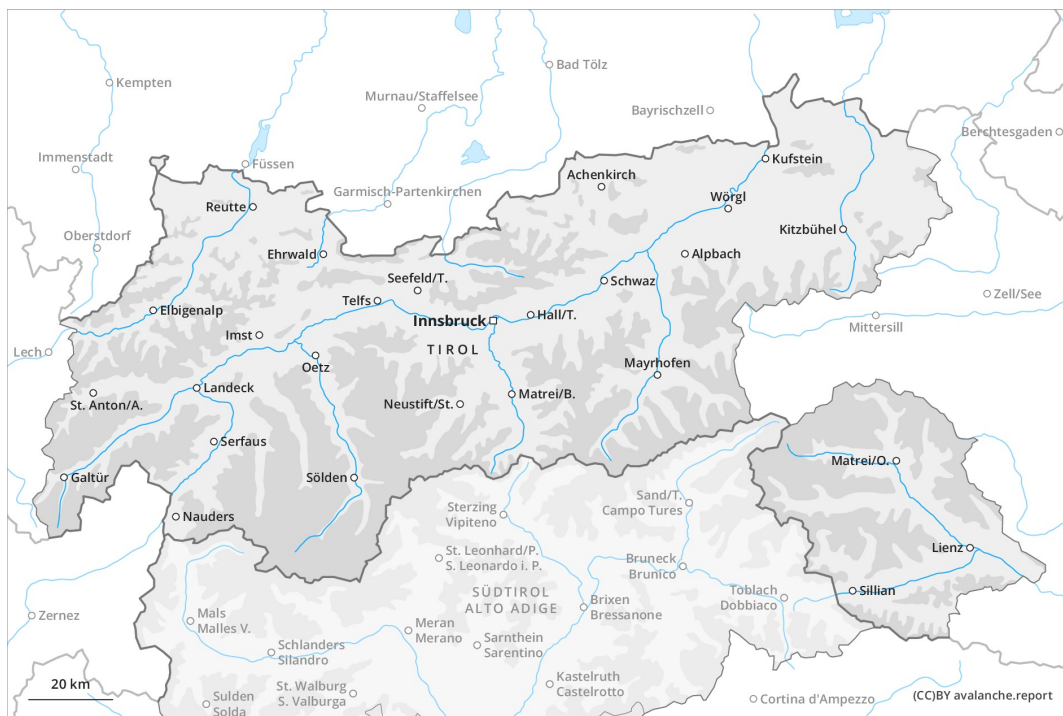
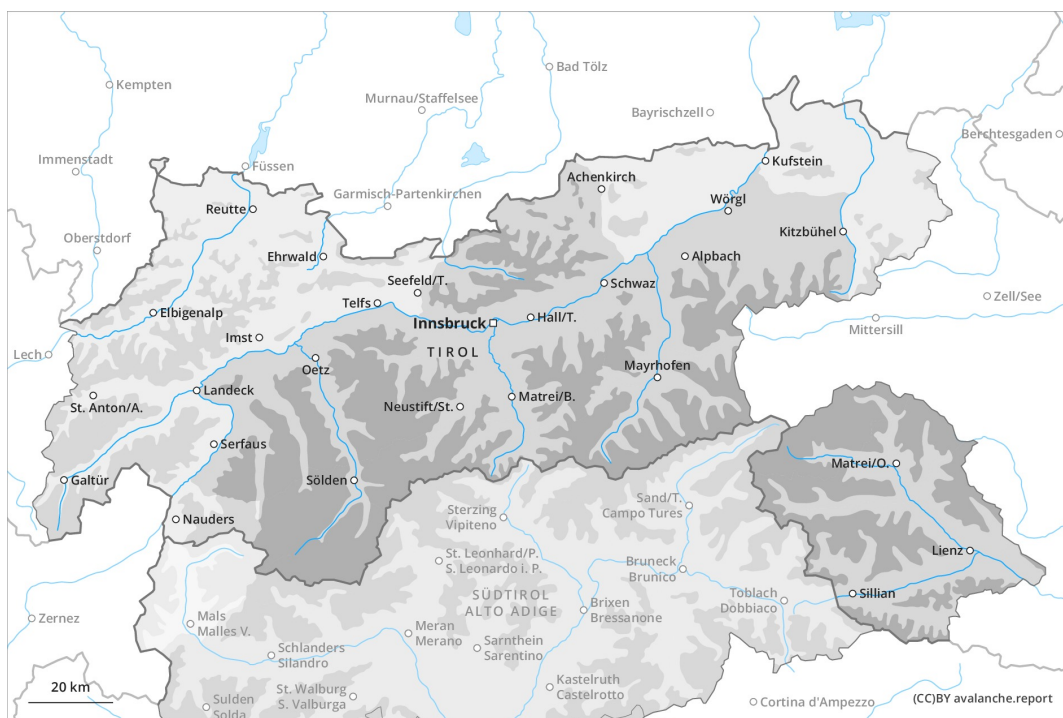




# AM



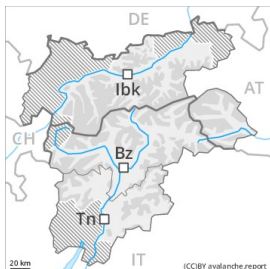
# PM





## Danger Level 3 - Considerable

**AM:**



**Tendency: Decreasing avalanche danger**  
 on Tuesday 13 04 2021

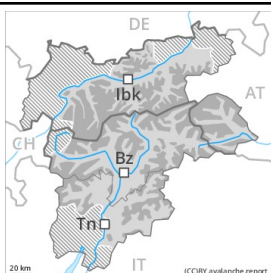


Wind-drifted  
 snow



Treeline

**PM:**



**Tendency: Decreasing avalanche danger**  
 on Tuesday 13 04 2021



New snow



Treeline



New snow



Treeline

Significant increase in avalanche danger as a consequence of new snow and strong wind.

As a consequence of new snow and a strong wind from variable directions, sometimes large wind slabs will form in particular above the tree line. The avalanche prone locations are to be found on steep slopes of all aspects and adjacent to ridgelines and in gullies and bowls. As the day progresses as the snowfall becomes more intense there will be an increase in the avalanche danger to level 3 (considerable). In some cases avalanches are large and can be released by a single winter sport participant. The number and size of avalanche prone locations will increase with altitude. These avalanche prone locations are quite prevalent but are difficult to recognise. On wind-loaded slopes natural dry avalanches are to be expected as the day progresses, especially in the regions exposed to heavier precipitation.

On cut slopes and on steep grassy slopes individual gliding avalanches and snow slides are possible as the day progresses.

## Snowpack

**Danger patterns**

dp.6: cold, loose snow and wind

Over a wide area 30 to 50 cm of snow, and even more in some localities, will fall on Monday. Wind slabs are lying on soft layers in all aspects, especially adjacent to ridgelines at high altitudes and in high Alpine regions.

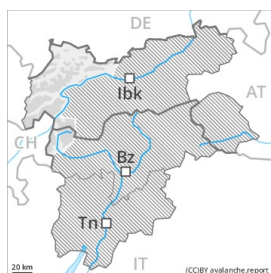
Faceted weak layers exist in the snowpack in particular on very steep shady slopes.

## Tendency

Gradual decrease in avalanche danger as the snowfall eases.



## Danger Level 2 - Moderate



**Tendency: Decreasing avalanche danger**  
on Tuesday 13 04 2021



Wind-drifted  
snow



Treeline

### Wind slabs are to be evaluated with care and prudence.

As a consequence of new snow and a strong wind from variable directions, further wind slabs will form in particular above the tree line. The avalanche prone locations are to be found on steep slopes of all aspects and adjacent to ridgelines and in gullies and bowls. In isolated cases avalanches are medium-sized and can be released by a single winter sport participant. The number and size of avalanche prone locations will increase with altitude. They are sometimes covered with new snow and are therefore difficult to recognise. On wind-loaded slopes individual natural avalanches are possible as the day progresses.

### Snowpack

#### Danger patterns

dp.6: cold, loose snow and wind

dp.4: cold following warm / warm following cold

Over a wide area 15 to 30 cm of snow will fall on Monday. Wind slabs are lying on soft layers in all aspects, especially adjacent to ridgelines at high altitudes and in high Alpine regions.

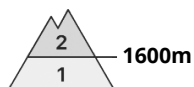
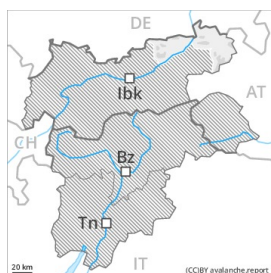
Faceted weak layers exist in the snowpack. This applies in particular on shady slopes between approximately 2000 and 2400 m, as well as on very steep shady slopes at high altitudes and in high Alpine regions.

### Tendency

Gradual decrease in avalanche danger as the snowfall eases.



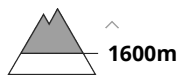
## Danger Level 2 - Moderate



**Tendency: Constant avalanche danger** →  
on Tuesday 13 04 2021



Wind-drifted  
snow



### Wind slabs are to be evaluated with care and prudence.

As a consequence of new snow and a strong wind from variable directions, further wind slabs will form in particular above approximately 1600 m. The avalanche prone locations are to be found on steep slopes of all aspects and adjacent to ridgelines and in gullies and bowls. In isolated cases avalanches are medium-sized and can be released in some cases by a single winter sport participant. The number and size of avalanche prone locations will increase with altitude. They are sometimes covered with new snow and are therefore difficult to recognise.

### Snowpack

#### Danger patterns

dp.6: cold, loose snow and wind

Over a wide area 10 to 20 cm of snow will fall on Monday. Wind slabs are lying on soft layers in all aspects, especially adjacent to ridgelines at high altitudes and in high Alpine regions.

Faceted weak layers exist in the snowpack in particular on very steep shady slopes.

### Tendency

Hardly any decrease in avalanche danger as a consequence of the snowfall.