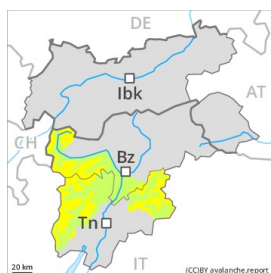
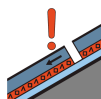


## Danger Level 2 - Moderate



**Tendency: Constant avalanche danger** →

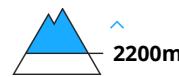
on Monday 19 04 2021



Persistent  
weak layer



Wind-drifted  
snow



Weakly bonded old snow requires caution. Fresh wind slabs adjacent to ridgelines.

Avalanche prone weak layers exist in the top section of the snowpack in all aspects, in particular above approximately 2200 m. Avalanches can in isolated cases be released by small loads and reach medium size. Isolated whumphing sounds can indicate the danger.

Fresh and older wind slabs are in isolated cases quite large but can only be released in isolated cases. The avalanche prone locations are to be found in particular in northwest to north to northeast facing aspects above approximately 2200 m, also adjacent to ridgelines in all aspects at high altitudes and in high Alpine regions.

As a consequence of warming during the day and solar radiation small and medium-sized moist and wet avalanches are possible.

## Snowpack

### Danger patterns

dp.4: cold following warm / warm following cold

Especially steep sunny slopes above approximately 2200 m: Towards its surface, the snowpack is unfavourably layered and its surface consists of loosely bonded snow lying on a crust. The snowpack will be prone to triggering in some places, in particular on wind-loaded slopes.

The fresh snow of last week as well as the wind slabs are lying on soft layers in particular on shady slopes. The various wind slabs have bonded quite well already together.

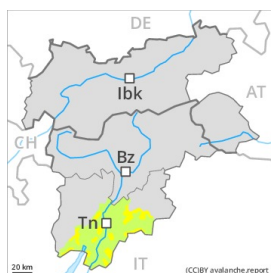
Outgoing longwave radiation during the night will be reduced. The surface of the snowpack will only just freeze and will soften earlier than the day before.

## Tendency

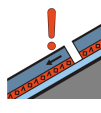
Hardly any decrease in danger of dry avalanches. This applies in particular at high altitudes and in high Alpine regions.



## Danger Level 2 - Moderate



**Tendency: Constant avalanche danger** →  
 on Monday 19 04 2021



Persistent weak layer



Treeline



Wind-drifted snow



2000m

### Fresh wind slabs adjacent to ridgelines.

Wind slabs are mostly rather small but to be assessed with care and prudence. These are covered with new snow in some cases and therefore difficult to recognise. The avalanche prone locations are to be found in particular adjacent to ridgelines and in gullies and bowls in all aspects.

Slight increase in avalanche danger as a consequence of warming during the day and solar radiation. On very steep sunny slopes individual loose snow avalanches are to be expected from the late morning, but they will be mostly small. In addition a latent danger of gliding avalanches exists.

### Snowpack

**Danger patterns**

dp.6: cold, loose snow and wind

dp.10: springtime scenario

The old snowpack will be generally well bonded. The fresh snow of last week as well as the wind slabs are lying on soft layers in particular on shady slopes. The various wind slabs have bonded quite well already together.

Outgoing longwave radiation during the night will be reduced. The surface of the snowpack will only just freeze and will soften earlier than the day before.

Some snow will fall in some localities.

### Tendency

The weather conditions will give rise to increasing moistening of the snowpack.