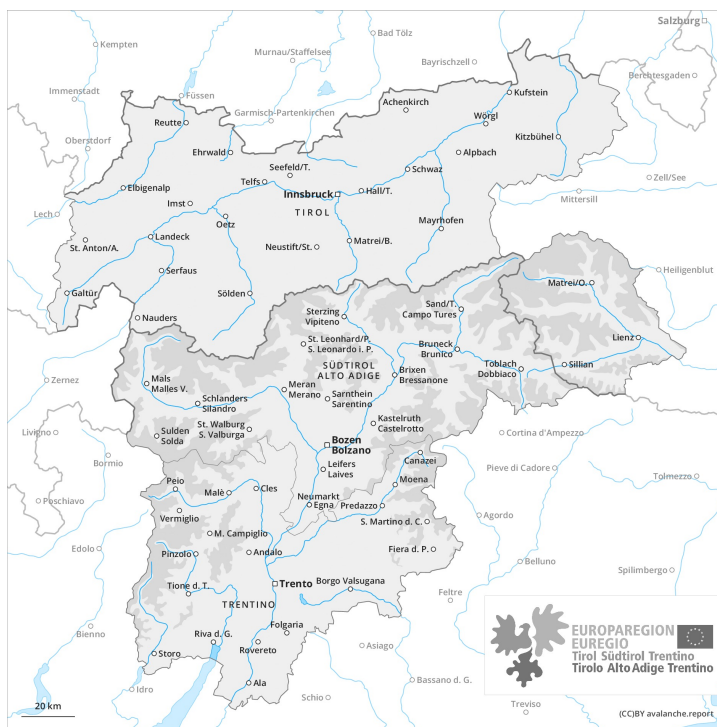
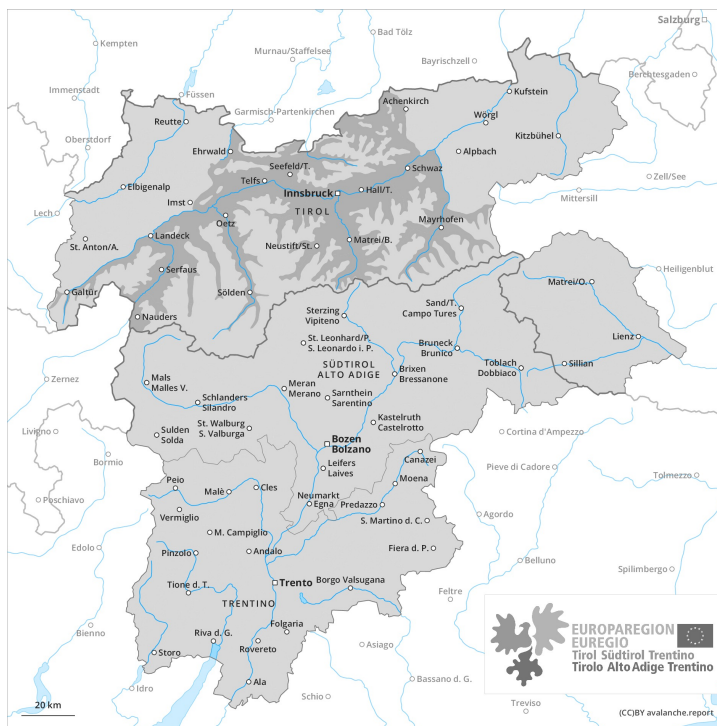




**AM**



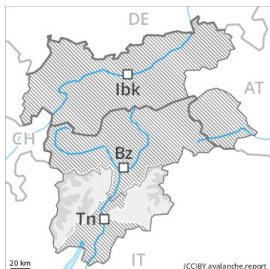
**PM**





## Danger Level 2 - Moderate

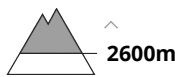
**AM:**



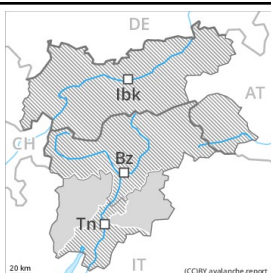
**Tendency: Constant avalanche danger** →  
 on Sunday 25 04 2021



Persistent weak layer



**PM:**



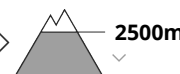
**Tendency: Constant avalanche danger** →  
 on Sunday 25 04 2021



Wet snow



Wet snow



Snow slides and wet avalanches during the day require caution. Weakly bonded old snow on extreme shady slopes.

The early morning will see quite favourable conditions generally, but the avalanche danger will increase later. As a consequence of warming during the day and solar radiation wet avalanches are possible as the day progresses, in particular on rocky sunny slopes in all altitude zones, this also applies on steep shady slopes especially below approximately 2500 m.

Soft weak layers exist in the top section of the snowpack, in particular on very steep shady slopes above approximately 2600 m. Avalanches can in very isolated cases be released by small loads and reach medium size.

## Snowpack

**Danger patterns**

dp.10: springtime scenario

Towards its surface, the snowpack is unfavourably layered, especially on very steep shady slopes above approximately 2600 m.

Outgoing longwave radiation during the night will be reduced in some case. Sunshine and high temperatures will give rise from early morning to rapid moistening of the snowpack especially on steep sunny slopes in all altitude zones. At low altitude only a little snow is lying.

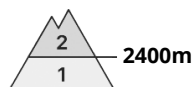
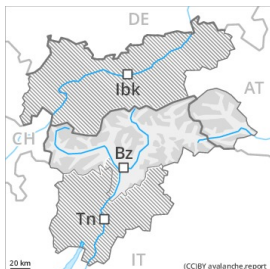
## Tendency

The danger of moist and wet avalanches will persist, also in case of releases originating from shady starting zones.



## Danger Level 2 - Moderate

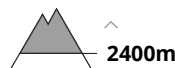
**AM:**



**Tendency: Constant avalanche danger** →  
 on Sunday 25 04 2021




Persistent weak layer



**PM:**




**Tendency: Constant avalanche danger** →  
 on Sunday 25 04 2021



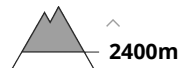
Wet snow



Wet snow



Persistent weak layer



Increase in danger of wet avalanches as a consequence of warming during the day and solar radiation.

A clear night will be followed in the early morning by favourable avalanche conditions generally. Avalanche prone locations for dry avalanches are to be found in particular on near-ridge shady slopes and in areas where the snow cover is rather shallow above approximately 2400 m. Avalanches can be released, even by small loads in isolated cases and reach medium size. Apart from the danger of being buried, restraint should be exercised as well in view of the danger of avalanches sweeping people along and giving rise to falls.

As a consequence of warming during the day and solar radiation there will be an increase in the danger of wet avalanches. Weak layers in the upper part of the snowpack can be released by winter sport participants. This applies in particular on very steep sunny slopes at high altitudes and in high Alpine regions, as well as on very steep shady slopes below approximately 2400 m. Caution is to be exercised from the middle of the day. In isolated cases wet avalanches can also be released in deep layers and reach quite a large size, especially on very steep shady slopes between approximately 2000 and 2400 m, this applies in particular in case of a large load. As the penetration by moisture increases natural wet avalanches are possible, in particular medium-sized ones.

Backcountry tours should be started early and concluded timely.

**Snowpack**



### **Danger patterns**

dp.10: springtime scenario

Outgoing longwave radiation during the night will be good. The surface of the snowpack has frozen to form a strong crust and will already soften in the late morning. Sunshine and high temperatures will give rise to a loss of strength within the snowpack. The snowpack will become increasingly wet all the way through.

Isolated avalanche prone weak layers exist in the top section of the snowpack in all aspects. Large-grained weak layers exist in the bottom section of the snowpack on shady slopes. In the east the snowpack is less prone to triggering.

At low altitude only a little snow is lying, especially on sunny slopes.

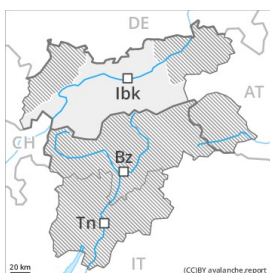
### **Tendency**

Increase in avalanche danger as a consequence of warming during the day and solar radiation.



## Danger Level 3 - Considerable

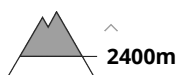
**AM:**



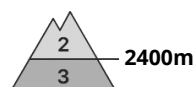
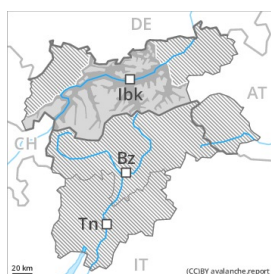
**Tendency: Constant avalanche danger** →  
 on Sunday 25 04 2021



Persistent weak layer



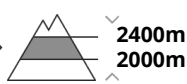
**PM:**



**Tendency: Constant avalanche danger** →  
 on Sunday 25 04 2021



Wet snow



Wet snow



Persistent weak layer



Increase in danger of wet avalanches as a consequence of warming during the day and solar radiation.

A clear night will be followed in the early morning by favourable avalanche conditions generally. Avalanche prone locations for dry avalanches are to be found in particular on near-ridge shady slopes and in areas where the snow cover is rather shallow above approximately 2400 m. Avalanches can be released, even by small loads in isolated cases and reach medium size. Apart from the danger of being buried, restraint should be exercised as well in view of the danger of avalanches sweeping people along and giving rise to falls.

As a consequence of warming during the day and solar radiation there will be an increase in the danger of wet avalanches. Weak layers in the upper part of the snowpack can be released by winter sport participants. This applies in particular on very steep sunny slopes at high altitudes and in high Alpine regions, as well as on very steep shady slopes below approximately 2400 m. Caution is to be exercised from the middle of the day. In some places wet avalanches can also be released in deep layers and reach quite a large size, especially on very steep shady slopes between approximately 2000 and 2400 m, this applies in particular in case of a large load. As the penetration by moisture increases natural wet avalanches are possible, in particular medium-sized ones.

Backcountry tours should be started early and concluded timely.

## Snowpack



### **Danger patterns**

dp.10: springtime scenario

Outgoing longwave radiation during the night will be good. The surface of the snowpack has frozen to form a strong crust and will already soften in the late morning. Sunshine and high temperatures will give rise to a loss of strength within the snowpack. The snowpack will become increasingly wet all the way through.

Isolated avalanche prone weak layers exist in the top section of the snowpack in all aspects. Large-grained weak layers exist in the bottom section of the snowpack on shady slopes. In the east the snowpack is less prone to triggering.

At low altitude only a little snow is lying, especially on sunny slopes.

### **Tendency**

Increase in avalanche danger as a consequence of warming during the day and solar radiation.



## Danger Level 2 - Moderate

**AM:**



**Tendency: Constant avalanche danger** →  
 on Sunday 25 04 2021

**PM:**



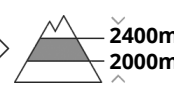
**Tendency: Constant avalanche danger** →  
 on Sunday 25 04 2021



Wet snow



Wet snow



Increase in danger of wet avalanches as a consequence of warming during the day and solar radiation.

Early morning: A clear night will be followed in the early morning by favourable avalanche conditions generally. Individual avalanche prone locations for dry avalanches are to be found in particular on extremely steep shady slopes, especially adjacent to ridgelines in areas where the snow cover is rather shallow. Avalanches can be released, mostly by large loads and reach medium size.

During the day: As a consequence of warming during the day and solar radiation there will be an increase in the danger of wet avalanches. Caution is to be exercised in particular on extremely steep sunny slopes. In isolated cases wet avalanches can also be released in deep layers. This applies on very steep shady slopes in particular between approximately 2000 and 2400 m. This applies in the afternoon, this applies in particular in case of a large load.

Backcountry tours should be started early and concluded timely.

## Snowpack

**Danger patterns**

dp.10: springtime scenario

Outgoing longwave radiation during the night will be good. The surface of the snowpack has frozen to form a strong crust and will already soften in the late morning. Sunshine and high temperatures will give rise to a loss of strength within the snowpack. The snowpack will become increasingly wet all the way through.

Isolated avalanche prone weak layers exist in the top section of the snowpack. Large-grained weak layers exist in the bottom section of the snowpack on shady slopes.



At low altitude only a little snow is lying, especially on sunny slopes.

## Tendency

Increase in avalanche danger as a consequence of warming during the day and solar radiation.





## Danger Level 2 - Moderate

**AM:**



**Tendency: Constant avalanche danger** →  
 on Sunday 25 04 2021

**PM:**



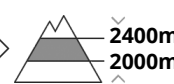
**Tendency: Constant avalanche danger** →  
 on Sunday 25 04 2021



Wet snow



Wet snow



Increase in danger of wet avalanches as a consequence of warming during the day and solar radiation.

Early morning: A clear night will be followed in the early morning by favourable avalanche conditions generally.

During the day: As a consequence of warming during the day and solar radiation there will be an increase in the danger of wet avalanches. Caution is to be exercised in particular on extremely steep sunny slopes. In isolated cases wet avalanches can also be released in deep layers. This applies on very steep shady slopes in particular between approximately 2000 and 2400 m. This applies in the afternoon, this applies in particular in case of a large load.

Backcountry tours should be started early and concluded timely.

## Snowpack

**Danger patterns**

dp.10: springtime scenario

Outgoing longwave radiation during the night will be good. The surface of the snowpack has frozen to form a strong crust and will already soften in the late morning. Sunshine and high temperatures will give rise to a loss of strength within the snowpack. The snowpack will become increasingly wet all the way through.

Isolated avalanche prone weak layers exist in the top section of the snowpack. Large-grained weak layers exist in the bottom section of the snowpack on shady slopes.

At low altitude only a little snow is lying, especially on sunny slopes.



## Tendency

Increase in avalanche danger as a consequence of warming during the day and solar radiation.

## Danger Level 2 - Moderate

**AM:**



**Tendency: Constant avalanche danger** →  
 on Sunday 25 04 2021



Wet snow



**PM:**



**Tendency: Constant avalanche danger** →  
 on Sunday 25 04 2021



Wet snow



As a consequence of warming during the day and solar radiation wet snow slides and avalanches are possible.

Gradual increase in avalanche danger as a consequence of warming during the day and solar radiation. On very steep sunny slopes more frequent moist and wet avalanches are possible from the late morning, even medium-sized ones. In addition a latent danger of gliding avalanches exists.

Older wind slabs are mostly easy to recognise and to be assessed with care and prudence. The avalanche prone locations are to be found in particular adjacent to ridgelines and in gullies and bowls in all aspects.

## Snowpack

**Danger patterns**

dp.10: springtime scenario

Towards its surface, the snowpack is moist and has a loosely bonded surface. Outgoing longwave radiation during the night will be reduced in some case. Sunshine and high temperatures will give rise from early morning to rapid moistening of the snowpack especially on steep sunny slopes. At low altitude only a little snow is lying. On sunny slopes no snow is lying below approximately 1800 m.

## Tendency

The danger of moist and wet avalanches will persist.