



AM



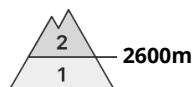
PM





Danger Level 3 - Considerable

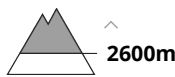
AM:



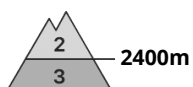
Tendency: Increasing avalanche danger
 on Monday 26 04 2021




Persistent weak layer



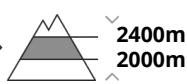
PM:



Tendency: Increasing avalanche danger
 on Monday 26 04 2021



Wet snow



Wet snow



Persistent weak layer



Increase in danger of wet avalanches as a consequence of warming during the day and solar radiation.

The early morning will see quite favourable avalanche conditions mostly. Avalanche prone locations for dry avalanches are to be found in particular on near-ridge shady slopes and in areas where the snow cover is rather shallow above approximately 2600 m. Avalanches can be released, in particular by large loads and reach medium size. Apart from the danger of being buried, restraint should be exercised as well in view of the danger of avalanches sweeping people along and giving rise to falls.

As a consequence of warming during the day and solar radiation there will be an increase in the danger of wet avalanches. Weak layers in the upper part of the snowpack can be released by winter sport participants. This applies in particular on very steep sunny slopes at high altitudes and in high Alpine regions, as well as on very steep shady slopes below approximately 2400 m. Caution is to be exercised from the middle of the day. In some places wet avalanches can also be released in deep layers and reach quite a large size, especially on very steep shady slopes between approximately 2000 and 2400 m, this applies in particular in case of a large load. As the penetration by moisture increases natural wet avalanches are possible, in particular medium-sized ones.

Backcountry tours should be started early and concluded timely.

Snowpack

Danger patterns

dp.10: springtime scenario



Outgoing longwave radiation during the night will be reduced in some places. In steep terrain there is a danger of falling on the hard snow surface. The surface of the snowpack will already soften in the late morning. Sunshine and high temperatures will give rise to a loss of strength within the snowpack. The snowpack will become increasingly wet all the way through.

Isolated avalanche prone weak layers exist in the top section of the snowpack in all aspects. Large-grained weak layers exist in the bottom section of the snowpack on shady slopes.

At low altitude only a little snow is lying, especially on sunny slopes.

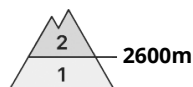
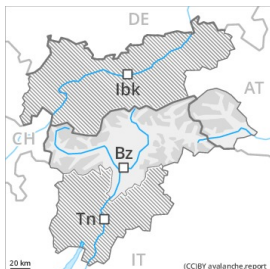
Tendency

Outgoing longwave radiation during the night will be severely restricted. The danger of wet avalanches will already be elevated in the early morning. In some localities precipitation.



Danger Level 2 - Moderate

AM:



Tendency: Increasing avalanche danger
 on Monday 26 04 2021



Persistent weak layer



PM:



Tendency: Increasing avalanche danger
 on Monday 26 04 2021



Wet snow



Wet snow



Persistent weak layer



Increase in danger of wet avalanches as a consequence of warming during the day and solar radiation.

The early morning will see quite favourable avalanche conditions mostly. Avalanche prone locations for dry avalanches are to be found in particular on near-ridge shady slopes and in areas where the snow cover is rather shallow above approximately 2600 m. Avalanches can be released, even by small loads in isolated cases and reach medium size. Apart from the danger of being buried, restraint should be exercised as well in view of the danger of avalanches sweeping people along and giving rise to falls.

As a consequence of warming during the day and solar radiation there will be an increase in the danger of wet avalanches. Weak layers in the upper part of the snowpack can be released by winter sport participants. This applies in particular on very steep sunny slopes at high altitudes and in high Alpine regions, as well as on very steep shady slopes below approximately 2400 m. Caution is to be exercised from the middle of the day. In isolated cases wet avalanches can also be released in deep layers and reach quite a large size, especially on very steep shady slopes between approximately 2000 and 2400 m, this applies in particular in case of a large load. As the penetration by moisture increases natural wet avalanches are possible, in particular medium-sized ones.

Backcountry tours should be started early and concluded timely.

Snowpack

Danger patterns

dp.10: springtime scenario



Outgoing longwave radiation during the night will be reduced in some places, in particular in the northeast and in the east. Here the snowpack will freeze with a strong crust only at high altitudes. The surface of the snowpack will already soften in the late morning. Sunshine and high temperatures will give rise to a loss of strength within the snowpack. The snowpack will become increasingly wet all the way through.

Isolated avalanche prone weak layers exist in the top section of the snowpack in all aspects. Large-grained weak layers exist in the bottom section of the snowpack on shady slopes. In the east the snowpack is less prone to triggering.

At low altitude only a little snow is lying, especially on sunny slopes.

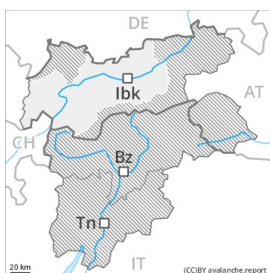
Tendency

Outgoing longwave radiation during the night will be severely restricted over a wide area. The danger of wet avalanches will already be elevated in the early morning. In some localities precipitation.



Danger Level 3 - Considerable

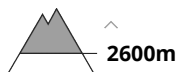
AM:



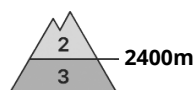
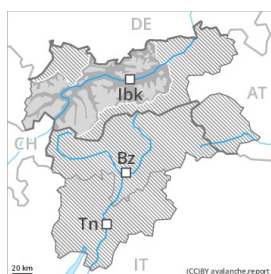
Tendency: Constant avalanche danger →
 on Monday 26 04 2021




Persistent weak layer



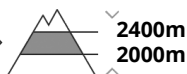
PM:



Tendency: Constant avalanche danger →
 on Monday 26 04 2021



Wet snow



Wet snow



Persistent weak layer



Increase in danger of wet avalanches as a consequence of warming during the day and solar radiation.

The early morning will see quite favourable avalanche conditions mostly. Individual avalanche prone locations for dry avalanches are to be found in particular on near-ridge shady slopes and in areas where the snow cover is rather shallow above approximately 2600 m. Avalanches can be released, in particular by large loads and reach medium size. Apart from the danger of being buried, restraint should be exercised as well in view of the danger of avalanches sweeping people along and giving rise to falls.

As a consequence of warming during the day and solar radiation there will be an increase in the danger of wet avalanches. Weak layers in the upper part of the snowpack can be released by winter sport participants. This applies in particular on very steep sunny slopes at high altitudes and in high Alpine regions, as well as on very steep shady slopes below approximately 2400 m. Caution is to be exercised from the middle of the day. In some places wet avalanches can also be released in deep layers and reach quite a large size, especially on very steep shady slopes between approximately 2000 and 2400 m, this applies in case of a single winter sport participant. As the penetration by moisture increases natural wet avalanches are possible, in particular medium-sized ones.

Backcountry tours should be started early and concluded timely.

Snowpack

Danger patterns

dp.10: springtime scenario



Outgoing longwave radiation during the night will be reduced in some places. In steep terrain there is a danger of falling on the hard snow surface. The surface of the snowpack will already soften in the late morning. Sunshine and high temperatures will give rise to a loss of strength within the snowpack. The snowpack will become increasingly wet all the way through.

Isolated avalanche prone weak layers exist in the top section of the snowpack in all aspects. Large-grained weak layers exist in the bottom section of the snowpack on shady slopes.

At low altitude only a little snow is lying, especially on sunny slopes.

Tendency

Outgoing longwave radiation during the night will be reduced. This applies in particular in the south. The danger of wet avalanches will already be elevated in the early morning. In some localities precipitation.

Danger Level 2 - Moderate

AM:



Tendency: Constant avalanche danger →
 on Monday 26 04 2021

PM:



Tendency: Constant avalanche danger →
 on Monday 26 04 2021



Wet snow



Wet snow



2400m
 2000m

Increase in danger of wet avalanches as a consequence of warming during the day and solar radiation.

The early morning will see quite favourable avalanche conditions.

As a consequence of warming during the day and solar radiation there will be an increase in the danger of wet avalanches. This applies in particular on extremely steep sunny slopes at high altitude, as well as on very steep shady slopes below approximately 2400 m. Caution is to be exercised from the middle of the day. In some places wet avalanches can also be released in deep layers, especially on very steep shady slopes between approximately 2000 and 2400 m, this applies in particular in case of a large load. As the penetration by moisture increases individual natural wet avalanches are possible, but they will be mostly small.

Backcountry tours should be started early and concluded timely.

Snowpack

Danger patterns

dp.10: springtime scenario

Outgoing longwave radiation during the night will be quite good. In steep terrain there is a danger of falling on the hard snow surface. The surface of the snowpack will already soften in the late morning. Sunshine and high temperatures will give rise to a loss of strength within the snowpack. The snowpack will become increasingly wet all the way through.

Isolated avalanche prone weak layers exist in the top section of the snowpack in all aspects. Large-grained weak layers exist in the bottom section of the snowpack on shady slopes.

At low and intermediate altitudes only a little snow is lying, especially on sunny slopes.



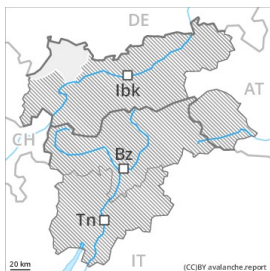
Tendency

Outgoing longwave radiation during the night will be reduced.



Danger Level 2 - Moderate

AM:



Tendency: Constant avalanche danger →
 on Monday 26 04 2021

PM:



Tendency: Constant avalanche danger →
 on Monday 26 04 2021



Wet snow



Wet snow



2400m
 2000m

Increase in danger of wet avalanches as a consequence of warming during the day and solar radiation.

The early morning will see quite favourable avalanche conditions.

As a consequence of warming during the day and solar radiation there will be an increase in the danger of wet avalanches. This applies in particular on extremely steep sunny slopes at high altitude, as well as on very steep shady slopes below approximately 2400 m. Caution is to be exercised from the middle of the day. In isolated cases wet avalanches can also be released in deep layers, especially on very steep shady slopes between approximately 2000 and 2400 m, this applies in particular in case of a large load. As the penetration by moisture increases individual natural wet avalanches are possible, but they will be mostly small.

Backcountry tours should be started early and concluded timely.

Snowpack

Danger patterns

dp.10: springtime scenario

Outgoing longwave radiation during the night will be quite good. In steep terrain there is a danger of falling on the hard snow surface. The surface of the snowpack will already soften in the late morning. Sunshine and high temperatures will give rise to a loss of strength within the snowpack. The snowpack will become increasingly wet all the way through.

Isolated avalanche prone weak layers exist in the top section of the snowpack in all aspects. Large-grained weak layers exist in the bottom section of the snowpack on shady slopes.

At low and intermediate altitudes only a little snow is lying, especially on sunny slopes.



Tendency

Outgoing longwave radiation during the night will be reduced.