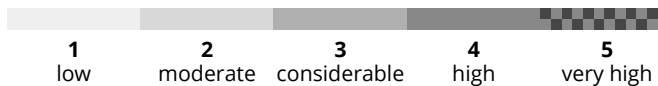




AM



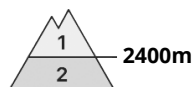
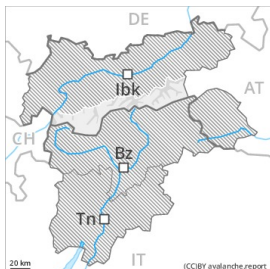
PM





Danger Level 3 - Considerable

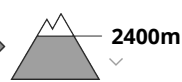
AM:



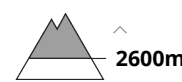
Tendency: Constant avalanche danger →
 on Tuesday 27 04 2021



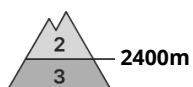
Wet snow



Persistent weak layer



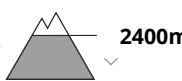
PM:



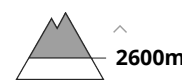
Tendency: Constant avalanche danger →
 on Tuesday 27 04 2021



Wet snow



Persistent weak layer



Wet snow



In some localities increase in danger of wet avalanches as a consequence of the rain.

The danger of wet avalanches will already be elevated in the early morning. In the regions exposed to rain caution is to be exercised in particular. Wet avalanches can in some places be released in near-surface layers by a single winter sport participant. In some places wet avalanches can also be released in deep layers and reach quite a large size, especially on very steep shady slopes between approximately 2000 and 2400 m. As the penetration by moisture increases natural wet avalanches are possible, even large ones in isolated cases. In the regions exposed to rain this applies on very steep shady slopes.

Individual avalanche prone locations for dry avalanches are to be found in particular on near-ridge shady slopes and in areas where the snow cover is rather shallow above approximately 2600 m. Avalanches can be released, mostly by large loads. Apart from the danger of being buried, restraint should be exercised as well in view of the danger of avalanches sweeping people along and giving rise to falls.

Snowpack

Danger patterns

dp.3: rain

dp.10: springtime scenario

Outgoing longwave radiation during the night will be severely restricted over a wide area. The surface of the snowpack has frozen to form a strong crust only at high altitudes. In some regions rain to 2200 m. The rain will give rise to a loss of strength within the snowpack.



Isolated avalanche prone weak layers exist in the top section of the snowpack in all aspects. Large-grained weak layers exist in the bottom section of the snowpack on very steep shady slopes, especially below approximately 2400 m, as well as adjacent to ridgelines at high altitudes and in high Alpine regions.

At low altitude only a little snow is lying, especially on sunny slopes.

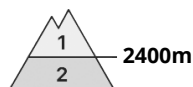
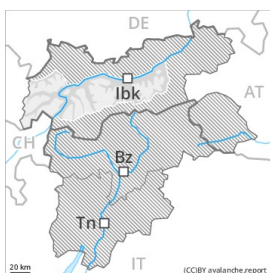
Tendency

The danger of wet avalanches will already be elevated in the early morning.



Danger Level 3 - Considerable

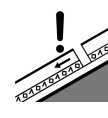
AM:



Tendency: Constant avalanche danger →
 on Tuesday 27 04 2021



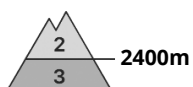
Wet snow



Persistent weak layer



PM:



Tendency: Constant avalanche danger →
 on Tuesday 27 04 2021



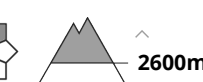
Wet snow



Wet snow



Persistent weak layer



Increase in danger of wet avalanches as a consequence of warming during the day and solar radiation.

Low and intermediate altitudes: The danger of wet avalanches will already increase in the late morning.
 High altitudes and the high Alpine regions: The early morning will see quite favourable avalanche conditions at elevated altitudes. Individual avalanche prone locations for dry avalanches are to be found in particular on near-ridge shady slopes and in areas where the snow cover is rather shallow above approximately 2600 m. Avalanches can be released, in particular by large loads and reach medium size. Apart from the danger of being buried, restraint should be exercised as well in view of the danger of avalanches sweeping people along and giving rise to falls.

As a consequence of warming during the day and solar radiation there will be an increase in the danger of wet avalanches. Weak layers in the upper part of the snowpack can be released by winter sport participants. This applies in particular on very steep sunny slopes at high altitudes and in high Alpine regions, as well as on very steep shady slopes below approximately 2400 m. Caution is to be exercised from the middle of the day. In some places wet avalanches can also be released in deep layers and reach quite a large size, especially on very steep shady slopes between approximately 2000 and 2400 m, this applies in case of a single winter sport participant. As the penetration by moisture increases individual natural wet avalanches are possible, even medium-sized ones. As a consequence of the moist air such avalanche prone locations will become more prevalent.

Backcountry tours should be started early and concluded timely.



Snowpack

Danger patterns

dp.10: springtime scenario

Outgoing longwave radiation during the night will be reduced in some places. In steep terrain there is a danger of falling on the hard snow surface. The surface of the snowpack will already soften in the late morning. Sunshine and high temperatures will give rise to a loss of strength within the snowpack. The snowpack will become increasingly wet all the way through.

Isolated avalanche prone weak layers exist in the top section of the snowpack in all aspects. Large-grained weak layers exist in the bottom section of the snowpack on shady slopes.

At low altitude only a little snow is lying, especially on sunny slopes.

Tendency

Outgoing longwave radiation during the night will be reduced.



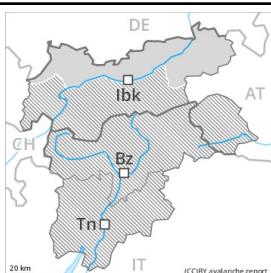
Danger Level 2 - Moderate

AM:



Tendency: Constant avalanche danger →
 on Tuesday 27 04 2021

PM:



Tendency: Constant avalanche danger →
 on Tuesday 27 04 2021



Wet snow



Wet snow



2400m
2000m

Increase in danger of wet avalanches as a consequence of warming during the day and solar radiation.

The early morning will see quite favourable avalanche conditions.

As a consequence of warming during the day and solar radiation there will be an increase in the danger of wet avalanches. This applies in particular on extremely steep sunny slopes at high altitude, as well as on very steep shady slopes below approximately 2400 m. Caution is to be exercised from the middle of the day. In isolated cases wet avalanches can also be released in deep layers, especially on very steep shady slopes between approximately 2000 and 2400 m, this applies in particular in case of a large load. As the penetration by moisture increases individual natural wet avalanches are possible, but they will be mostly small.

Backcountry tours should be started early and concluded timely.

Snowpack

Danger patterns

dp.10: springtime scenario

Outgoing longwave radiation during the night will be quite good. The surface of the snowpack has frozen to form a strong crust only at high altitudes and will already soften in the late morning. Sunshine and high temperatures will give rise to a loss of strength within the snowpack. The snowpack will become increasingly wet all the way through.

Isolated avalanche prone weak layers exist in the top section of the snowpack in all aspects. Large-grained weak layers exist in the bottom section of the snowpack on shady slopes.

At low and intermediate altitudes only a little snow is lying, especially on sunny slopes.

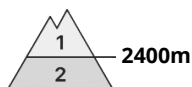


Tendency

Outgoing longwave radiation during the night will be reduced.



Danger Level 2 - Moderate



Tendency: Constant avalanche danger →
 on Tuesday 27 04 2021



Wet snow



Persistent weak layer



In some localities increase in danger of wet avalanches as a consequence of the rain.

The danger of wet avalanches will already be elevated in the early morning. As a consequence of the rain there will be an increase in the danger of wet avalanches. Wet avalanches can in some places be released in near-surface layers by a single winter sport participant. As the penetration by moisture increases natural wet avalanches are possible, even medium-sized ones. In the regions exposed to rain caution is to be exercised in particular on very steep shady slopes and.

Individual avalanche prone locations for dry avalanches are to be found in particular on near-ridge shady slopes and in areas where the snow cover is rather shallow above approximately 2600 m. Avalanches can be released, mostly by large loads. Apart from the danger of being buried, restraint should be exercised as well in view of the danger of avalanches sweeping people along and giving rise to falls.

Snowpack

Danger patterns

dp.3: rain

dp.10: springtime scenario

Outgoing longwave radiation during the night will be severely restricted over a wide area. The surface of the snowpack has frozen to form a strong crust only at high altitudes. In some regions rain to 2200 m. The rain will give rise to a loss of strength within the snowpack.

Isolated avalanche prone weak layers exist in the top section of the snowpack. Large-grained weak layers exist in the bottom section of the snowpack on very steep shady slopes, especially above approximately 2600 m.

At low altitude only a little snow is lying, especially on sunny slopes.

Tendency

The danger of wet avalanches will already be elevated in the early morning. In high Alpine regions the danger of dry avalanches will increase a little.