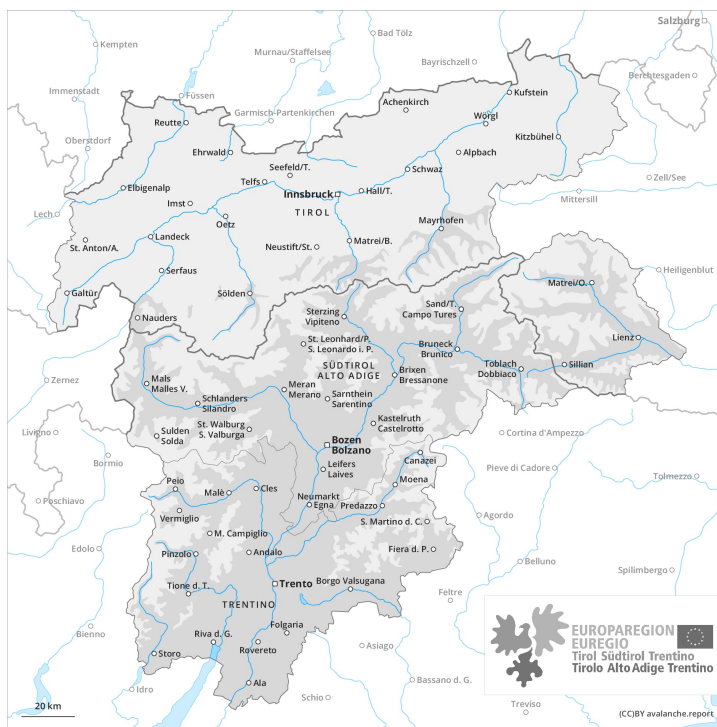
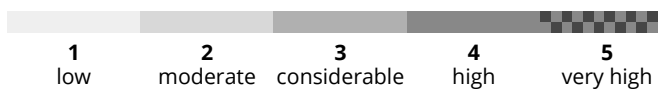
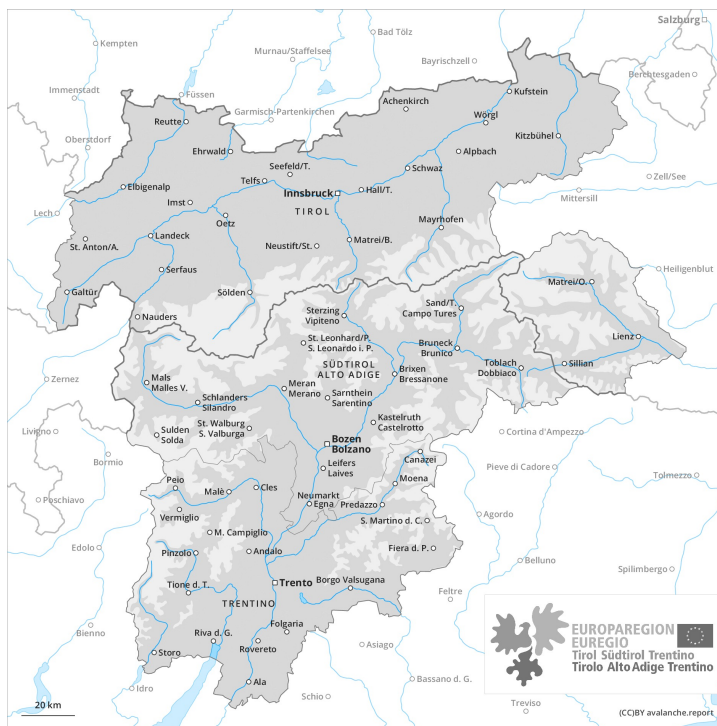




**AM**



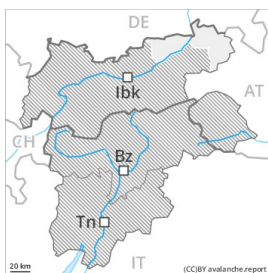
**PM**





## Danger Level 2 - Moderate

AM:



**Tendency: Constant avalanche danger** →  
on Wednesday 28 04 2021

PM:



**Tendency: Constant avalanche danger** →  
on Wednesday 28 04 2021



Wet snow



Slight increase in danger of wet avalanches as a consequence of warming during the day and solar radiation.

The early morning will see quite favourable avalanche conditions. Individual avalanche prone locations for wet avalanches are to be found in all aspects below approximately 2400 m. This applies in particular on extremely steep slopes.

As a consequence of warming during the day and solar radiation there will be only a slight increase in the danger of wet avalanches. Wet loose snow avalanches are possible, but they will be mostly small. Backcountry tours should be concluded timely.

## Snowpack

**Danger patterns**

dp.10: springtime scenario

Outgoing longwave radiation during the night will be reduced in some places. The surface of the snowpack will already soften in the late morning. Sunshine and high temperatures will give rise to a loss of strength within the snowpack.

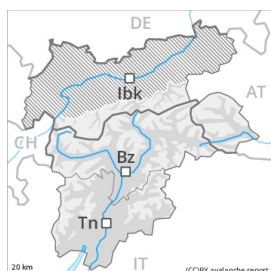
At low altitude only a little snow is lying, especially on sunny slopes.

## Tendency

The early morning will see quite favourable avalanche conditions over a wide area, but the danger of wet avalanches will increase later.



## Danger Level 2 - Moderate



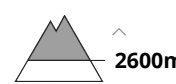
**Tendency: Constant avalanche danger** →  
 on Wednesday 28 04 2021



Wet snow



Persistent weak layer



### Slight increase in danger of wet avalanches in the course of the day.

The danger of wet avalanches will already be elevated in the early morning. Wet avalanches can in some places be released in near-surface layers by a single winter sport participant, also on shady slopes.

Individual avalanche prone locations for dry avalanches are to be found in particular on near-ridge shady slopes and in areas where the snow cover is rather shallow above approximately 2600 m. Avalanches can be released, mostly by large loads. Apart from the danger of being buried, restraint should be exercised as well in view of the danger of avalanches sweeping people along and giving rise to falls.

## Snowpack

### Danger patterns

dp.10: springtime scenario

Outgoing longwave radiation during the night will be severely restricted over a wide area. The surface of the snowpack has frozen to form a strong crust only at high altitudes. In some localities rain to 1800 m. The high humidity will give rise to a loss of strength within the snowpack.

Isolated avalanche prone weak layers exist in the top section of the snowpack. Large-grained weak layers exist in the bottom section of the snowpack on very steep shady slopes, especially above approximately 2600 m.

At low altitude only a little snow is lying, especially on sunny slopes.

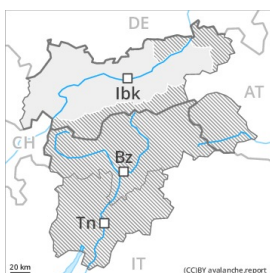
## Tendency

In the late morning a quite favourable avalanche situation will prevail. The danger of wet avalanches will increase during the day.



## Danger Level 2 - Moderate

**AM:**



**Tendency: Constant avalanche danger** →  
 on Wednesday 28 04 2021



Persistent weak layer



**PM:**



**Tendency: Constant avalanche danger** →  
 on Wednesday 28 04 2021



Wet snow



Persistent weak layer



Slight increase in danger of wet avalanches as a consequence of warming during the day and solar radiation.

The early morning will see quite favourable avalanche conditions. Individual avalanche prone locations for wet avalanches are to be found in all aspects below approximately 2400 m. This applies in particular on extremely steep slopes.

Individual avalanche prone locations for dry avalanches are to be found in particular on near-ridge shady slopes and in areas where the snow cover is rather shallow above approximately 2600 m. Avalanches can be released, in particular by large loads and reach medium size. Apart from the danger of being buried, restraint should be exercised as well in view of the danger of avalanches sweeping people along and giving rise to falls.

As a consequence of warming during the day and solar radiation there will be only a slight increase in the danger of wet avalanches. Wet loose snow avalanches are possible, but they will be mostly small. In isolated cases wet avalanches can also be released in deep layers, especially on very steep shady slopes between approximately 2200 and 2400 m, this applies in particular in case of a large load.

Backcountry tours should be concluded timely.

## Snowpack

**Danger patterns**

dp.10: springtime scenario

Outgoing longwave radiation during the night will be reduced in some places. The surface of the snowpack will already soften in the late morning. Sunshine and high temperatures will give rise to a loss of strength within the snowpack.



Large-grained weak layers exist in the bottom section of the snowpack on shady slopes.

At low altitude only a little snow is lying, especially on sunny slopes.

## Tendency

The early morning will see quite favourable avalanche conditions over a wide area, but the danger of wet avalanches will increase later.