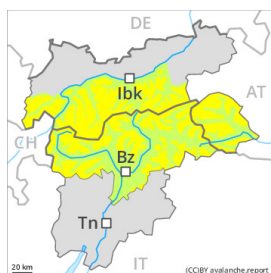
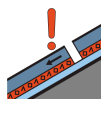


Danger Level 2 - Moderate



Tendency: Constant avalanche danger →

on Saturday 25 12 2021



Persistent weak layer



Wind-drifted snow



Weakly bonded old snow requires caution. Wind slabs above approximately 2200 m.

Avalanches can in isolated cases be released in the weakly bonded old snow by small loads, in particular on very steep shady slopes above approximately 2200 m, as well as on steep sunny slopes in high Alpine regions. In very isolated cases avalanches can also reach large size. Whumphing sounds and the formation of shooting cracks when stepping on the snowpack can indicate the danger. In particular areas where the snow cover is rather shallow are unfavourable. Very steep, little used slopes are to be evaluated with care and prudence.

As a consequence of a moderate to strong wind from northwesterly directions, sometimes avalanche prone wind slabs formed in the last few days above approximately 2200 m. These are mostly easy to recognise but can be released in isolated cases at their margins. In particular transitions from a shallow to a deep snowpack are unfavourable. Avalanche prone locations are to be found in particular in gullies and bowls, and behind abrupt changes in the terrain and in shady places that are protected from the wind.

Snowpack

Danger patterns

dp.6: cold, loose snow and wind

dp.7: snow-poor zones in snow-rich surrounding

Faceted weak layers exist in the centre of the snowpack, in particular on shady slopes above the tree line, as well as on sunny slopes in high Alpine regions. Snow profiles and stability tests confirm that the stability of the snowpack varies greatly within a small area in these altitude zones.

The fresh wind slabs are poorly bonded with the old snowpack in particular on steep shady slopes.

As a consequence of solar radiation a crust formed on the surface, especially on steep sunny slopes below approximately 2800 m. Snow depths vary greatly above the tree line, depending on the influence of the wind. On steep sunny slopes less snow than usual is lying.

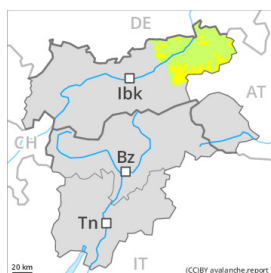
Below the tree line, shady places that are protected from the wind: The snowpack is faceted; its surface is loosely bonded and consists of surface hoar.

Some snow will fall in some localities.

Tendency

A generally favourable avalanche situation will prevail. On little-used, rather lightly snow-covered slopes the situation is a little more dangerous.

Danger Level 2 - Moderate



Tendency: Constant avalanche danger →
on Saturday 25 12 2021



Wind-drifted
snow



Treeline

Wind slabs are to be avoided.

The fresh wind slabs are in some cases prone to triggering. They are mostly rather small but can be released easily, in particular in areas where the snow cover is rather shallow. Avalanches can be triggered in the various wind slab layers and reach medium size in some cases. Caution is to be exercised on steep shady slopes above the tree line, as well as in all aspects at elevated altitudes. Very steep, little used slopes are to be traversed by snow sport participants one at a time. Careful route selection is recommended. Individual gliding avalanches are possible. Areas with glide cracks are to be avoided.

Snowpack

Danger patterns

dp.6: cold, loose snow and wind

dp.7: snow-poor zones in snow-rich surrounding

The wind will be moderate to strong for a temporary period. The fresh and older wind slabs are in some cases still prone to triggering. They are poorly bonded with the old snowpack in particular on shady slopes. Faceted weak layers exist in the centre of the snowpack, in particular on shady slopes above the tree line, as well as on sunny slopes at intermediate and high altitudes. As a consequence of mild temperatures a crust formed on the surface during the last few days. This applies in particular on steep shady slopes, as well as in all aspects at low and intermediate altitudes.

Below the tree line, shady places that are protected from the wind: The snowpack is faceted; its surface is loosely bonded and consists of surface hoar.

Tendency

Hardly any decrease in avalanche danger. On shady slopes the situation is less favourable.

Danger Level 2 - Moderate

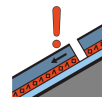


Tendency: Constant avalanche danger →

on Saturday 25 12 2021



Wind-drifted snow



Persistent weak layer



Wind slabs above approximately 2200 m.

As a consequence of a moderate to strong wind from northerly directions, sometimes avalanche prone wind slabs formed above approximately 2200 m. These can be released in isolated cases. In particular transitions from a shallow to a deep snowpack are unfavourable. Avalanche prone locations are to be found in particular in gullies and bowls, and behind abrupt changes in the terrain and in shady places that are protected from the wind.

Avalanches can additionally in very isolated cases be released in the old snowpack by small loads, in particular on very steep slopes. In very isolated cases avalanches can also reach large size. Isolated whumpung sounds can indicate the danger. Very steep, little used shady slopes are to be evaluated with care and prudence.

Snowpack

Danger patterns

dp.6: cold, loose snow and wind

dp.7: snow-poor zones in snow-rich surrounding

Faceted weak layers exist in the centre of the snowpack, in particular on shady slopes above the tree line, as well as on sunny slopes in high Alpine regions. In areas where the snow cover is rather shallow the likelihood of avalanches is higher.

In the vicinity of peaks the wind will be moderate to strong. The fresh wind slabs are poorly bonded with the old snowpack in particular on steep shady slopes.

As a consequence of the moderate to strong northwesterly wind, fresh snow drift accumulations will form. Snow depths vary greatly above the tree line, depending on the influence of the wind. On steep sunny slopes less snow than usual is lying.

Below the tree line, shady places that are protected from the wind: The snowpack is faceted; its surface is loosely bonded and consists of surface hoar.

Tendency

Some snow will fall in particular in the south.

Danger Level 2 - Moderate



Tendency: Constant avalanche danger →
 on Saturday 25 12 2021



Wind-drifted snow



Treeline



Persistent weak layer



2200m

Wind slabs above the tree line. Weakly bonded old snow is to be evaluated with care and prudence.

As a consequence of a sometimes strong wind from westerly directions, sometimes avalanche prone wind slabs will form above the tree line. These are mostly easy to recognise and can be released in isolated cases at their margins. In particular transitions from a shallow to a deep snowpack are unfavourable. Avalanche prone locations are to be found in particular in gullies and bowls, and behind abrupt changes in the terrain and in shady places that are protected from the wind.

Avalanches can additionally in very isolated cases be released in the weakly bonded old snow by a single winter sport participant, in particular on very steep shady slopes above approximately 2200 m, as well as on steep sunny slopes in high Alpine regions. In very isolated cases avalanches can also reach large size. Isolated whumpfung sounds can indicate the danger. In particular areas where the snow cover is rather shallow are unfavourable. Very steep, little used shady slopes are to be evaluated with care and prudence. On sunny slopes individual gliding avalanches are possible. Areas with glide cracks are to be avoided.

Snowpack

Danger patterns

dp.6: cold, loose snow and wind

dp.7: snow-poor zones in snow-rich surrounding

Faceted weak layers exist in the centre of the snowpack, in particular on shady slopes above the tree line, as well as on sunny slopes in high Alpine regions. In areas where the snow cover is rather shallow the likelihood of avalanches is higher. Snow profiles and stability tests confirm that the stability of the snowpack varies greatly within a small area in these altitude zones.

The fresh wind slabs are poorly bonded with the old snowpack in particular on steep shady slopes.

As a consequence of rising temperatures a crust formed on the surface, especially on steep sunny slopes below approximately 2800 m. Snow depths vary greatly above the tree line, depending on the influence of the wind. On steep sunny slopes less snow than usual is lying.

Below the tree line, shady places that are protected from the wind: The snowpack is faceted; its surface is loosely bonded and consists of surface hoar.

Tendency

Hardly any decrease in avalanche danger. On shady slopes the situation is less favourable.