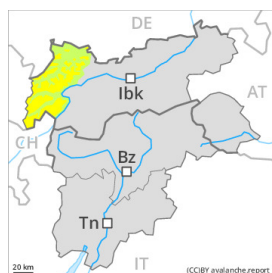




Danger Level 2 - Moderate

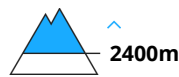


Tendency: Constant avalanche danger →

on Tuesday 04 01 2022



Wind-drifted
snow



Wind slabs are to be evaluated with care and prudence. This applies at high altitudes and in high Alpine regions.

The new snow and wind slabs of the last few days represent the main danger. Wind slabs can be released by large loads. The avalanche prone locations are to be found in particular on steep northwest to north to east facing slopes above approximately 2400 m. They are sometimes covered with new snow and are therefore difficult to recognise. Caution is to be exercised in particular in the vicinity of peaks, as well as adjacent to ridgelines. At elevated altitudes these avalanche prone locations are more prevalent and larger. Mostly avalanches are medium-sized.

Dry avalanches can additionally in very isolated cases be released in deep layers by large loads. This applies in particular on extremely steep northwest, north and northeast facing slopes above approximately 2400 m in areas where the snow cover is rather shallow, also on extremely steep sunny slopes in particular above approximately 2800 m.

In steep terrain there is a danger of falling on the hard crust. Snow sport activities outside marked and open pistes call for experience in the assessment of avalanche danger.

Snowpack

Danger patterns

dp.6: cold, loose snow and wind

The somewhat older wind slabs have bonded quite well with the old snowpack. As a consequence of the occasionally strong westerly wind, fresh snow drift accumulations will form. These are mostly small and in some cases prone to triggering.

The snowpack will be subject to considerable local variations. In very isolated cases weak layers exist in the centre of the old snowpack. This applies in particular above approximately 2400 m.

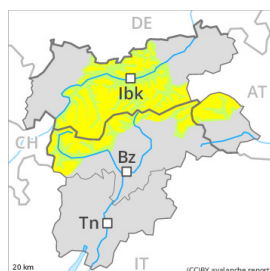
Above the tree line snow depths vary greatly, depending on the influence of the wind. On sunny slopes below approximately 2200 m only a little snow is now lying.

The snowpack is moist and its surface has a melt-freeze crust. This applies in particular on sunny slopes and at low and intermediate altitudes.

Tendency

The avalanche danger will persist. The wind will be strong in some localities.

Danger Level 2 - Moderate



Tendency: Constant avalanche danger →

on Tuesday 04 01 2022



Wind-drifted
snow



Fresh and older wind slabs require caution.

A generally favourable avalanche situation will prevail. Wind slabs represent the main danger. Avalanche prone locations for dry avalanches are to be found in particular adjacent to ridgelines above approximately 2400 m and in the vicinity of peaks. The avalanche prone locations are easy to recognise.

Dry avalanches can additionally in very isolated cases be released in deep layers by large loads. This applies in particular on extremely steep northwest, north and northeast facing slopes above approximately 2400 m in areas where the snow cover is rather shallow, also on extremely steep sunny slopes in particular above approximately 2800 m. The number and size of avalanche prone locations will increase with altitude.

In some cases avalanches are medium-sized.

In steep terrain there is a danger of falling on the hard crust.

Snowpack

Danger patterns

dp.6: cold, loose snow and wind

The wind slabs of the last few days have bonded quite well with the old snowpack. As a consequence of the occasionally strong westerly wind, fresh snow drift accumulations will form during the next few days. These are mostly small and in some cases prone to triggering.

The snowpack will be subject to considerable local variations. In very isolated cases weak layers exist in the centre of the old snowpack. This applies in particular above approximately 2400 m. Above the tree line snow depths vary greatly, depending on the influence of the wind. On sunny slopes below approximately 2200 m only a little snow is now lying.

The snowpack is moist and its surface has a melt-freeze crust. This applies on sunny slopes and at low and intermediate altitudes.

Tendency

A generally favourable avalanche situation will prevail. The wind will be strong in some localities.

Danger Level 1 - Low



Tendency: Constant avalanche danger →
on Tuesday 04 01 2022



Wind-drifted
snow



Low avalanche danger will prevail.

A favourable avalanche situation will prevail. Wind slabs represent the main danger. Avalanche prone locations for dry avalanches are to be found in particular adjacent to ridgelines above approximately 2400 m and in the vicinity of peaks. The avalanche prone locations are easy to recognise.

Dry avalanches can additionally in very isolated cases be released in deep layers by large loads. This applies in particular on extremely steep shady slopes above approximately 2400 m in areas where the snow cover is rather shallow. The number and size of avalanche prone locations will increase with altitude.

Mostly avalanches are small.

In steep terrain there is a danger of falling on the hard snow surface.

Snowpack

Danger patterns

dp.6: cold, loose snow and wind

As a consequence of the occasionally strong westerly wind, fresh snow drift accumulations will form. These are mostly small and in some cases prone to triggering.

The snowpack will be subject to considerable local variations. In very isolated cases weak layers exist in the centre of the old snowpack in particular on shady slopes. This applies in particular above approximately 2400 m. Above the tree line snow depths vary greatly, depending on the influence of the wind. On sunny slopes below approximately 2200 m only a little snow is now lying.

The snowpack is moist and its surface has a melt-freeze crust. This applies in particular on sunny slopes and at low and intermediate altitudes.

Tendency

A generally favourable avalanche situation will prevail. The wind will be strong in some localities.

Danger Level 1 - Low



Tendency: Constant avalanche danger →
on Tuesday 04 01 2022

A favourable avalanche situation will prevail.

A low (level 1) danger of gliding avalanches and snow slides exists. This applies on very steep grassy slopes.

Snowpack

The snowpack will be stable. It is moist and its surface has a melt-freeze crust. This applies in particular on sunny slopes, as well as at low and intermediate altitudes.

At low and intermediate altitudes a little snow is lying. Above the tree line snow depths vary greatly, depending on the influence of the wind.

Tendency

A favourable avalanche situation will prevail.