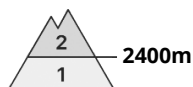




Danger Level 2 - Moderate



Tendency: Constant avalanche danger →

on Thursday 13 01 2022



Wind-drifted
snow



Wind slabs represent the main danger.

As a consequence of a moderate to strong wind from northerly directions, sometimes avalanche prone wind slabs formed above the tree line. The fresh wind slabs are mostly small but can in some cases be released easily. Avalanche prone locations are to be found in particular in gullies and bowls, and behind abrupt changes in the terrain. At elevated altitudes the avalanche prone locations are more prevalent and larger. Wind slabs are to be avoided in steep terrain.

Dry avalanches can additionally in very isolated cases be released in deep layers by large loads. This applies in particular on extremely steep shady slopes in areas where the snow cover is rather shallow. These avalanche prone locations are rare but are difficult to recognise.

Snowpack

Danger patterns

dp.6: cold, loose snow and wind

dp.7: snow-poor zones in snow-rich surrounding

The wind will be moderate to strong over a wide area. Since Sunday mostly small wind slabs formed in all aspects. In some places various wind slab layers are lying on soft layers. Shooting cracks when stepping on the snowpack can indicate the danger. Somewhat older wind slabs have bonded quite well with the old snowpack.

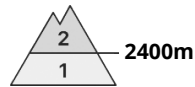
The old snowpack will be subject to considerable local variations. In very isolated cases weak layers exist in the centre of the old snowpack in particular on shady slopes. This applies in particular above approximately 2400 m.

Tendency

Fresh wind slabs require caution.



Danger Level 2 - Moderate

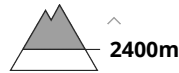


Tendency: Constant avalanche danger →

on Thursday 13 01 2022



Wind-drifted
snow



Wind slabs represent the main danger.

Fresh wind slabs are mostly rather small but can in some cases be released easily. They are to be found in all aspects. Avalanche prone locations are to be found in particular in gullies and bowls, and behind abrupt changes in the terrain. At elevated altitudes the avalanche prone locations are more prevalent and larger. Wind slabs are to be avoided in steep terrain.

Dry avalanches can additionally in very isolated cases be released in deep layers by large loads. This applies in particular on extremely steep shady slopes above approximately 2400 m in areas where the snow cover is rather shallow. These avalanche prone locations are difficult to recognise.

Snowpack

Danger patterns

dp.6: cold, loose snow and wind

dp.7: snow-poor zones in snow-rich surrounding

In some regions 5 to 15 cm of snow, and even more in some localities, has fallen since Saturday. As a consequence of a sometimes strong wind, avalanche prone wind slabs formed in the last few days in particular above the tree line.

In some places wind slabs are lying on soft layers. Shooting cracks when stepping on the snowpack can indicate the danger. Somewhat older wind slabs have bonded quite well with the old snowpack.

The old snowpack will be subject to considerable local variations. In very isolated cases weak layers exist in the centre of the old snowpack in particular on shady slopes. This applies in particular above approximately 2400 m.

Tendency

The avalanche danger will persist. Fresh wind slabs require caution.



Danger Level 2 - Moderate



Treeline

Tendency: Constant avalanche danger →

on Thursday 13 01 2022

Wind-drifted
snow

Treeline

Wind slabs represent the main danger.

Fresh and somewhat older wind slabs are mostly rather small but can in some cases be released easily. They are to be found in all aspects. Avalanche prone locations are to be found in particular in gullies and bowls, and behind abrupt changes in the terrain. At elevated altitudes the avalanche prone locations are more prevalent and larger. Wind slabs are to be avoided in steep terrain.

Dry avalanches can additionally in very isolated cases be released in deep layers by large loads. This applies in particular on extremely steep shady slopes above approximately 2400 m in areas where the snow cover is rather shallow. These avalanche prone locations are quite prevalent and are difficult to recognise.

Snowpack

Danger patterns

dp.6: cold, loose snow and wind

dp.7: snow-poor zones in snow-rich surrounding

Over a wide area 15 to 25 cm of snow, and even more in some localities, has fallen since Saturday. As a consequence of a strong to storm force wind from variable directions, avalanche prone wind slabs formed in the last few days in some places.

In some places various wind slab layers are lying on soft layers. Shooting cracks when stepping on the snowpack can indicate the danger. Somewhat older wind slabs have bonded quite well with the old snowpack.

The old snowpack will be subject to considerable local variations. In very isolated cases weak layers exist in the centre of the old snowpack in particular on shady slopes. This applies in particular above approximately 2400 m.

Tendency

The avalanche danger will persist. Fresh wind slabs require caution.