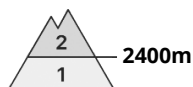
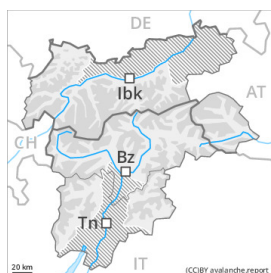




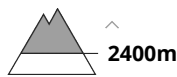
Danger Level 2 - Moderate



Tendency: Constant avalanche danger →
on Sunday 16 01 2022



Wind-drifted
snow



A generally favourable avalanche situation will prevail.

In isolated cases avalanches can be triggered in the faceted old snow and reach medium size. The avalanche prone locations are to be found on extremely steep shady slopes above approximately 2400 m and in gullies and bowls, and behind abrupt changes in the terrain. Caution is to be exercised in particular in areas where the snow cover is rather shallow. Older wind slabs are to be evaluated with care and prudence in extremely steep terrain.

As a consequence of warming during the day and solar radiation individual wet and gliding avalanches are possible as the day progresses. This applies in particular on very steep sunny slopes.

Apart from the danger of being buried, restraint should be exercised as well in view of the danger of avalanches sweeping people along and giving rise to falls.

Snowpack

Danger patterns

dp.7: snow-poor zones in snow-rich surrounding

dp.6: cold, loose snow and wind

Sunshine and high temperatures will give rise to gradual consolidation of the snowpack. Somewhat older wind slabs have bonded quite well with the old snowpack. They are in individual cases still prone to triggering. Field observations and stability tests confirm good snowpack stability.

In very isolated cases weak layers exist in the centre of the old snowpack especially on shady slopes. This applies in particular above approximately 2400 m.

At elevated altitudes snow depths vary greatly, depending on the influence of the wind.

Tendency

A generally favourable avalanche situation will prevail. Older wind slabs are to be evaluated with care and prudence especially in extremely steep terrain.



Danger Level 1 - Low



Tendency: Constant avalanche danger →
on Sunday 16 01 2022

A generally favourable avalanche situation will prevail.

Avalanches can be released in near-surface layers, mostly by large additional loads. Individual avalanche prone locations are to be found in particular on extremely steep shady slopes above approximately 2400 m and in gullies and bowls, and behind abrupt changes in the terrain. Caution is to be exercised in particular in areas where the snow cover is rather shallow. Older wind slabs are to be evaluated with care and prudence in extremely steep terrain.

As a consequence of warming during the day and solar radiation individual wet and gliding avalanches are possible as the day progresses. Apart from the danger of being buried, restraint should be exercised as well in view of the danger of avalanches sweeping people along and giving rise to falls.

Snowpack

Danger patterns

dp.6: cold, loose snow and wind

dp.7: snow-poor zones in snow-rich surrounding

Sunshine and high temperatures will give rise to gradual consolidation of the snowpack. Somewhat older wind slabs have bonded quite well with the old snowpack. They are in individual cases still prone to triggering. Field observations and stability tests confirm good snowpack stability.

In very isolated cases weak layers exist in the centre of the old snowpack especially on shady slopes. This applies in particular above approximately 2400 m.

At elevated altitudes snow depths vary greatly, depending on the influence of the wind.

Tendency

A generally favourable avalanche situation will prevail. Older wind slabs are to be evaluated with care and prudence especially in extremely steep terrain.