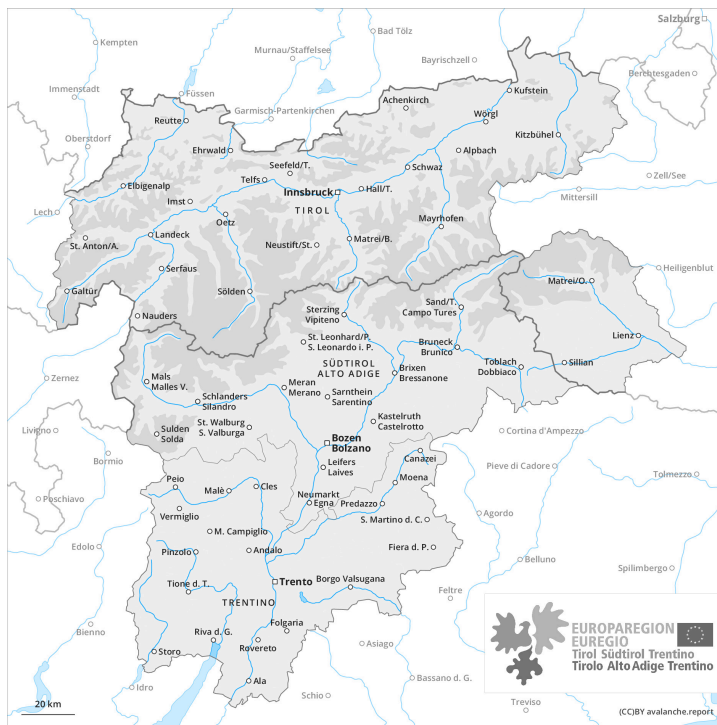
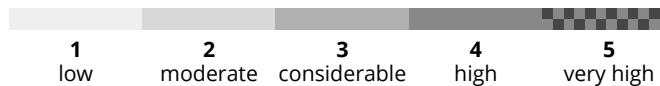




AM



PM





Danger Level 3 - Considerable

AM:



Tendency: Increasing avalanche danger
on Tuesday 01 02 2022



PM:



Tendency: Increasing avalanche danger
on Tuesday 01 02 2022



As the day progresses as a consequence of new snow and stormy weather there will be an increase in the avalanche danger to level 3 (considerable).

Fresh and somewhat older wind slabs are prone to triggering. They can be released, even by a single winter sport participant and reach medium size. The avalanche prone locations are to be found especially on steep shady slopes and in gullies and bowls. As a consequence of new snow and stormy weather the prevalence and size of these avalanche prone locations will increase as the day progresses. The avalanche prone locations are sometimes covered with new snow and are barely recognisable because of the poor visibility.

On wind-loaded slopes and adjacent to ridgelines and in pass areas individual natural avalanches are possible during the night, in particular medium-sized ones.

Snowpack

Danger patterns

dp.6: cold, loose snow and wind

Up to 50 cm of snow will fall until late in the night. The wind will be strong to storm force. The strong wind will transport the fresh and old snow. The fresh wind slabs are lying on soft layers in particular on steep shady slopes. The old snowpack will be in most cases stable. At elevated altitudes snow depths vary greatly, depending on the influence of the wind. In particular on sunny slopes a little snow is lying.

Tendency

As a consequence of new snow and strong wind there will be an additional increase in the avalanche danger.



Danger Level 3 - Considerable

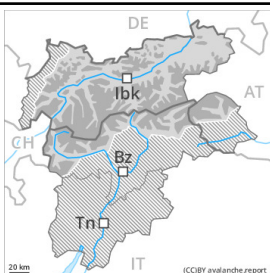
AM:



Tendency: Increasing avalanche danger
on Tuesday 01 02 2022



PM:



Tendency: Increasing avalanche danger
on Tuesday 01 02 2022



By the evening as a consequence of new snow and stormy weather there will be an increase in the avalanche danger to level 3 (considerable).

Fresh and somewhat older wind slabs are prone to triggering. They can be released, even by a single winter sport participant and reach medium size. The avalanche prone locations are to be found especially on steep shady slopes and in gullies and bowls. As a consequence of new snow and stormy weather the prevalence and size of these avalanche prone locations will increase as the day progresses. The avalanche prone locations are sometimes covered with new snow and are barely recognisable because of the poor visibility.

Snowpack

Danger patterns

dp.6: cold, loose snow and wind

20 to 30 cm of snow, and even more in some localities, will fall until late in the night. The wind will be strong to storm force. The strong wind will transport the fresh and old snow. The fresh wind slabs are lying on soft layers in particular on steep shady slopes. The old snowpack will be in most cases stable. At elevated altitudes snow depths vary greatly, depending on the influence of the wind. In particular on sunny slopes a little snow is lying.

Tendency

As a consequence of new snow and strong wind there will be an additional increase in the avalanche danger.



Danger Level 2 - Moderate

AM:



Tendency: Increasing avalanche danger
on Tuesday 01 02 2022



PM:



Tendency: Increasing avalanche danger
on Tuesday 01 02 2022



Fresh wind slabs are to be avoided.

Fresh wind slabs represent the main danger. The fresh wind slabs can be released in isolated cases at high altitudes and in high Alpine regions. The avalanche prone locations are to be found especially on steep shady slopes and adjacent to ridgelines and in pass areas. As a consequence of new snow and strong wind the prevalence and size of such avalanche prone locations will increase in the afternoon. They are barely recognisable because of the poor visibility.

In steep terrain there is a danger of falling on the hard snow surface.

Snowpack

Danger patterns

dp.6: cold, loose snow and wind

5 to 10 cm of snow will fall until late in the night. The wind will be strong to storm force. The strong wind will transport the fresh and old snow. The fresh wind slabs are lying on soft layers in particular on steep shady slopes. The old snowpack will be in most cases stable. At elevated altitudes snow depths vary greatly, depending on the influence of the wind. Only a small amount of snow is lying for the time of year.

Tendency

Increase in avalanche danger as a consequence of new snow and strong wind.



Danger Level 1 - Low



Tendency: Constant avalanche danger →
on Tuesday 01 02 2022

Wind slabs require caution.

Wind slabs represent the main danger. Wind slabs can be released in isolated cases at high altitudes and in high Alpine regions. The avalanche prone locations are to be found especially on steep shady slopes and adjacent to ridgelines and in pass areas. Mostly avalanches are small. As a consequence of the strong wind the wind slabs will increase in size additionally. They are to be avoided especially in very steep terrain. In steep terrain there is a danger of falling on the hard snow surface.

Snowpack

Danger patterns

dp.6: cold, loose snow and wind

The wind will be strong to storm force. The strong wind will transport the snow. The wind slabs are lying on soft layers in particular on steep shady slopes. The old snowpack will be in most cases stable. At elevated altitudes snow depths vary greatly, depending on the influence of the wind. Only a small amount of snow is lying for the time of year.

Tendency

Wind slabs require caution.



Danger Level 1 - Low



Tendency: Increasing avalanche danger
on Tuesday 01 02 2022



Wind slabs require caution.

Wind slabs represent the main danger. Fresh and somewhat older wind slabs can be released in isolated cases at high altitudes and in high Alpine regions. The avalanche prone locations are to be found especially on steep shady slopes and adjacent to ridgelines and in pass areas. Mostly avalanches are small. As a consequence of the strong wind the wind slabs will increase in size additionally. They are to be avoided especially in very steep terrain.

In steep terrain there is a danger of falling on the hard snow surface.

Snowpack

Danger patterns

dp.6: cold, loose snow and wind

Little snow will fall. The wind will be strong to storm force. The strong wind will transport the snow. The wind slabs are lying on soft layers in particular on steep shady slopes. The old snowpack will be in most cases stable. At elevated altitudes snow depths vary greatly, depending on the influence of the wind. Only a small amount of snow is lying for the time of year.

Tendency

Slight increase in avalanche danger as a consequence of new snow and strong wind.