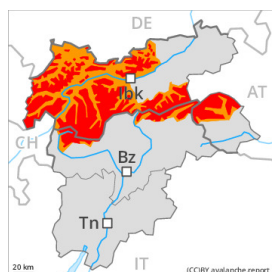


Danger Level 4 - High



Tendency: Increasing avalanche danger
on Wednesday 02 02 2022



New snow



Treeline



New snow



Treeline

Outside marked and open pistes a dangerous avalanche situation will be encountered over a wide area.

The danger exists in particular in alpine snow sports terrain. Early and late morning: Large quantities of fresh snow and the wind-drifted snow must be evaluated with care and prudence in all aspects. The extensive wind slabs can be released easily by a single winter sport participant. Individual natural avalanches are possible. This applies in particular on wind-protected north, northeast and east facing slopes, as well as adjacent to ridgelines in all aspects above the tree line. This also applies on very steep shady slopes in areas close to the tree line. At low altitude the avalanche danger is a little lower. As a consequence of a strong to storm force northwesterly wind, further wind slabs will form in the course of the day.

Evening and night: Further increase in avalanche danger as a consequence of new snow and stormy weather.

Snowpack

Danger patterns

dp.6: cold, loose snow and wind

Monday: 25 to 40 cm of snow, and even more in some localities, has fallen. Tuesday: 20 to 40 cm of snow, and even more in some localities, will fall. The wind will be strong to storm force. The strong wind will transport the new snow significantly. The fresh wind slabs are lying on soft layers in particular on wind-protected north, northeast and east facing slopes. Isolated avalanche prone weak layers exist in the centre of the old snowpack.

Tendency

As a consequence of rising temperatures, heavy snowfall and the strong to storm force northwesterly wind, a dangerous avalanche situation will develop.

Danger Level 3 - Considerable



Tendency: Increasing avalanche danger
on Wednesday 02 02 2022



New snow



Outside marked and open pistes a precarious avalanche situation will be encountered over a wide area.

The danger exists in particular in alpine snow sports terrain. Early and late morning: The new snow and wind slabs must be evaluated with care and prudence in all aspects. The extensive wind slabs can be released easily by a single winter sport participant. This applies in particular on wind-protected north, northeast and east facing slopes, as well as adjacent to ridgelines in all aspects above the tree line. This also applies on very steep shady slopes in areas close to the tree line. At low altitude the avalanche danger is a little lower. As a consequence of a strong to storm force northwesterly wind, further wind slabs will form in the course of the day.

Evening and night: Further increase in avalanche danger as a consequence of new snow and stormy weather.

Snowpack

Danger patterns

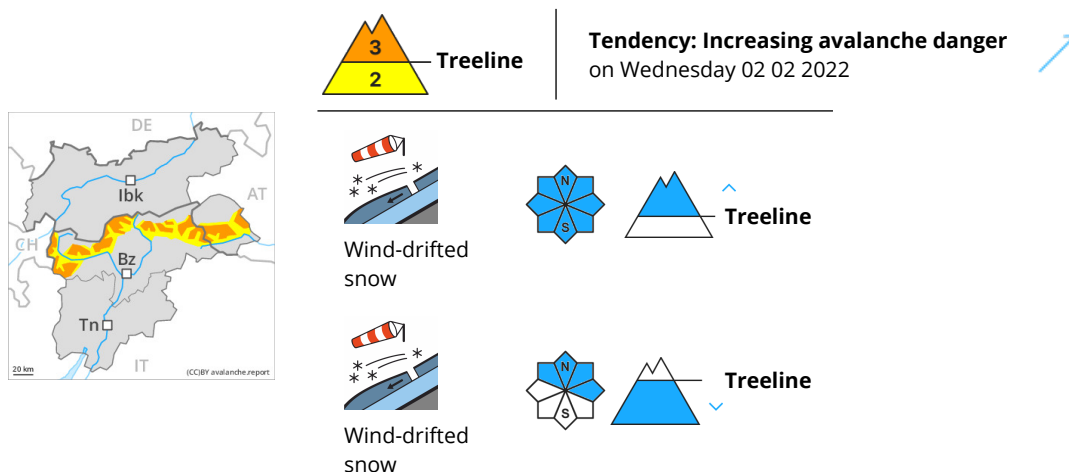
dp.6: cold, loose snow and wind

Monday: 15 to 25 cm of snow, and even more in some localities, has fallen. Tuesday: 20 to 30 cm of snow, and even more in some localities, will fall. The wind will be strong to storm force. The strong wind will transport the new snow significantly. The fresh wind slabs are lying on soft layers in particular on wind-protected north, northeast and east facing slopes.

Tendency

As a consequence of rising temperatures, heavy snowfall and the strong to storm force northwesterly wind, a dangerous avalanche situation will develop.

Danger Level 3 - Considerable



Fresh wind slabs represent the main danger.

The fresh wind slabs can be released easily by a single winter sport participant. The avalanche prone locations are to be found especially on wind-protected slopes. They are widespread and are barely recognisable because of the poor visibility. As a consequence of new snow and stormy weather the prevalence and size of these avalanche prone locations will increase as the day progresses. In regions neighbouring those that are subject to danger level 4 (high) the avalanche prone locations are more prevalent and the danger is greater.

Snowpack

Danger patterns

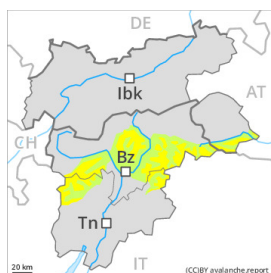
dp.6: cold, loose snow and wind

10 to 30 cm of snow will fall until late in the night. The wind will be strong to storm force. The strong wind will transport the fresh and old snow. The fresh wind slabs are lying on soft layers in particular on steep north, northeast and east facing slopes. The old snowpack will be in most cases stable. At elevated altitudes snow depths vary greatly, depending on the influence of the wind. In particular on sunny slopes a little snow is lying.

Tendency

The avalanche danger will increase a little during the day.

Danger Level 2 - Moderate



Tendency: Constant avalanche danger
on Wednesday 02 02 2022 →



Wind-drifted
snow



Treeline

Wind slabs require caution.

Wind slabs represent the main danger. Fresh and somewhat older wind slabs can be released by a single winter sport participant in some cases at high altitudes and in high Alpine regions. The avalanche prone locations are to be found especially on steep shady slopes and adjacent to ridgelines and in pass areas. Mostly avalanches are small. As a consequence of the strong wind the wind slabs will increase in size additionally. They are to be avoided especially in very steep terrain. In steep terrain there is a danger of falling on the hard snow surface.

Snowpack

Danger patterns

dp.6: cold, loose snow and wind

Some snow will fall. The wind will be strong to storm force. The strong wind will transport the snow. The wind slabs are lying on soft layers in particular on steep shady slopes. The old snowpack will be in most cases stable. At elevated altitudes snow depths vary greatly, depending on the influence of the wind. Only a small amount of snow is lying for the time of year.

Tendency

The avalanche danger will persist.