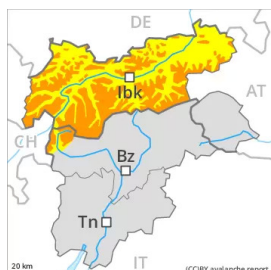


Danger Level 3 - Considerable



Tendency: Constant avalanche danger →

on Monday 14 02 2022

Distinct weak layers in the old snowpack are treacherous.

Distinct weak layers in the old snowpack can still be released by individual winter sport participants in particular on west, north and east facing slopes. This applies in particular between approximately 1600 and 2500 m, in isolated cases also on steep sunny slopes at elevated altitudes. Caution is to be exercised in particular at transitions from a shallow to a deep snowpack, when entering gullies and bowls for example. Avalanches can reach dangerously large size. Remotely triggered avalanches are possible. The small wind slabs are in some cases prone to triggering at elevated altitudes, especially adjacent to ridgelines on very steep shady slopes. In addition a latent danger of gliding avalanches exists. This applies on steep grassy slopes below approximately 2400 m.

Snowpack

Danger patterns

dp.7: snow-poor zones in snow-rich surrounding

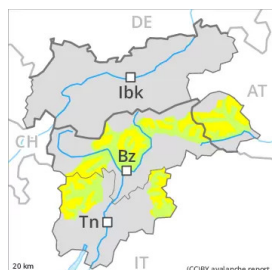
dp.2: gliding snow

Faceted weak layers exist in the centre of the snowpack, especially on west, north and east facing slopes between approximately 1600 and 2500 m, in isolated cases also on sunny slopes at elevated altitudes. Whumpfung sounds and the formation of shooting cracks when stepping on the snowpack serve as an alarm indicating the danger. The solar radiation will give rise as the day progresses to increasing moistening of the snowpack in particular on steep southeast, south and west facing slopes.

Tendency

A sometimes treacherous avalanche situation will persist. Distinct weak layers in the old snowpack represent the main danger.

Danger Level 2 - Moderate



Tendency: Constant avalanche danger →

on Monday 14 02 2022

Wind slabs are to be avoided.

The somewhat older wind slabs are in some cases still prone to triggering in particular on very steep shady slopes above approximately 2400 m. Such avalanche prone locations are clearly recognisable to the trained eye. Mostly avalanches are rather small.

In very isolated cases dry avalanches can also be triggered in the old snowpack, especially on very steep shady slopes at transitions from a shallow to a deep snowpack, this applies in particular in case of a large load.

Snowpack

Danger patterns

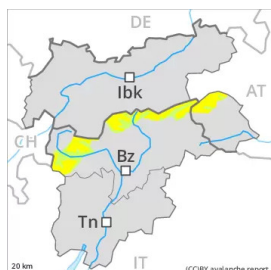
dp.6: cold, loose snow and wind

The rather small wind slabs are lying on soft layers in particular on shady slopes. In its middle, the snowpack consists of faceted crystals, especially on shady slopes. Only a small amount of snow is lying for the time of year.

Tendency

Wind slabs require caution.

Danger Level 2 - Moderate



Tendency: Constant avalanche danger →
on Monday 14 02 2022

Weak layers in the old snowpack necessitate caution.

Avalanches can be released in the weakly bonded old snow, even by small loads in isolated cases. The avalanche prone locations are to be found in particular on steep shady slopes above the tree line. They are rather rare but are difficult to recognise. Caution is to be exercised at transitions from a shallow to a deep snowpack. In very isolated cases avalanches are large.

In addition the sometimes avalanche prone wind slabs should be taken into account. Such avalanche prone locations are to be found in particular on very steep shady slopes above approximately 2200 m and adjacent to ridgelines and in gullies and bowls.

Snowpack

Danger patterns

dp.1: deep persistent weak layer

dp.7: snow-poor zones in snow-rich surrounding

In its middle, the snowpack is faceted and weak, especially on shady slopes.

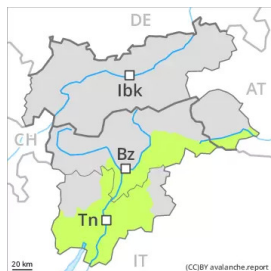
The weather conditions will facilitate a substantial stabilisation of the snow drift accumulations in particular on east, south and west facing slopes.

Tendency

The old snowpack remains in some cases prone to triggering, especially on shady slopes.

As a consequence of rising temperatures the snow drift accumulations will stabilise during the next few days.

Danger Level 1 - Low



Tendency: Constant avalanche danger →
on Monday 14 02 2022

A favourable avalanche situation will be encountered over a wide area.

Wind slabs have bonded well with the old snowpack. Very isolated avalanche prone locations are to be found on very steep shady slopes at elevated altitudes. Such avalanche prone locations are clearly recognisable to the trained eye.

In steep terrain there is a danger of falling on the hard snow surface.

Snowpack

The snowpack is largely stable. The small wind slabs are lying on soft layers in particular on shady slopes. Only a small amount of snow is lying for the time of year.

Tendency

A favourable avalanche situation will prevail.