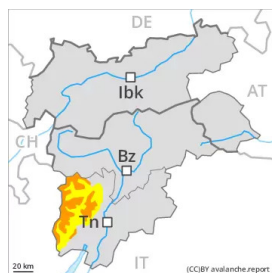




Danger Level 3 - Considerable



Tendency: Constant avalanche danger →
on Thursday 17 02 2022

New snow requires caution. Wind slabs are to be avoided.

As a consequence of new snow and a moderate to strong wind, easily released wind slabs formed in all aspects. The avalanche prone locations are to be found in particular in steep terrain above the tree line and in gullies and bowls, and behind abrupt changes in the terrain. Mostly avalanches are medium-sized. In very isolated cases dry avalanches can also be triggered in the old snowpack, especially on very steep shady slopes at transitions from a shallow to a deep snowpack, this applies in particular in case of a large load.

Snowpack

Danger patterns

dp.6: cold, loose snow and wind

Over a wide area 20 to 40 cm of snow, and up to 50 cm in some localities, has fallen. The fresh wind slabs are poorly bonded with the old snowpack in particular on shady slopes. The new snow and wind slabs are lying on the quite favourable surface of an old snowpack on sunny slopes at intermediate altitudes.

In its middle, the snowpack is faceted and weak, especially on shady slopes. Only a small amount of snow is lying for the time of year. Fresh wind slabs are to be evaluated with care and prudence.

Tendency

Fresh wind slabs are to be evaluated with care and prudence.



Danger Level 3 - Considerable



Tendency: Constant avalanche danger →
on Thursday 17 02 2022

Weakly bonded old snow and wet snow represent the main danger.

Distinct weak layers in the old snowpack can still be released by individual winter sport participants in particular on west, north and east facing slopes. This applies in particular above the tree line, and below approximately 2600 m, in isolated cases also on steep sunny slopes at elevated altitudes. Caution is to be exercised in particular at transitions from a shallow to a deep snowpack, when entering gullies and bowls for example. Avalanches can reach large size. Remotely triggered avalanches are possible in isolated cases. Over a wide area easily released wind slabs will form. The avalanche prone locations are to be found in particular on steep shady slopes above the tree line and adjacent to ridgelines and in gullies and bowls in all aspects. Avalanches can penetrate deep layers and reach large size.

As a consequence of the rain more frequent small to medium-sized wet and gliding avalanches are possible below approximately 2000 m. As the snowfall level rises these avalanche prone locations will become more prevalent as the day progresses.

Snowpack

Danger patterns

dp.7: snow-poor zones in snow-rich surrounding

dp.3: rain

Faceted weak layers exist in the centre of the snowpack, especially on west, north and east facing slopes above the tree line, and below approximately 2600 m, in isolated cases also on sunny slopes at elevated altitudes. Whumpfung sounds and the formation of shooting cracks when stepping on the snowpack serve as an alarm indicating the danger.

5 to 10 cm of snow will fall. As a consequence of new snow and a strong wind from northwesterly directions, further wind slabs will form. The mostly small wind slabs are bonding poorly with the old snowpack in particular on shady slopes and generally at elevated altitudes. Up to 2000 m rain will fall from the afternoon.

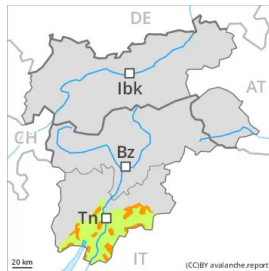
Tendency

A sometimes treacherous avalanche situation will persist. Distinct weak layers in the old snowpack necessitate defensive route selection.

As a consequence of rising temperatures, rain and the storm force northwesterly wind, the snowpack can not consolidate.



Danger Level 3 - Considerable



Tendency: Decreasing avalanche danger
on Thursday 17 02 2022



Wind slabs require caution.

Since yesterday the wind has been moderate to strong in some localities. Over a wide area 20 to 40 cm of snow has fallen above approximately 1000 m. On wind-loaded slopes and in gullies and bowls, and behind abrupt changes in the terrain the likelihood of avalanches is higher. In particular in the regions exposed to heavier precipitation individual small and medium-sized slab avalanches are to be expected as a consequence of new snow and strong wind.

Snowpack

Danger patterns

dp.6: cold, loose snow and wind

The new snow is lying on the unfavourable surface of an old snowpack on steep shady slopes at high altitude. The old snowpack consists of faceted crystals.

Tendency

Fresh wind slabs are to be evaluated with care and prudence.



Danger Level 3 - Considerable



Tendency: Constant avalanche danger →
on Thursday 17 02 2022

Distinct weak layers in the old snowpack are treacherous. Fresh wind slabs are to be evaluated with care and prudence.

Distinct weak layers in the old snowpack can still be released by individual winter sport participants in particular on west, north and east facing slopes. This applies in particular above the tree line, and below approximately 2600 m, in isolated cases also on steep sunny slopes at elevated altitudes. Caution is to be exercised in particular at transitions from a shallow to a deep snowpack, when entering gullies and bowls for example. Avalanches can reach large size. Remotely triggered avalanches are possible in isolated cases.

Over a wide area easily released wind slabs will form. The avalanche prone locations are to be found in particular on steep shady slopes above the tree line and adjacent to ridgelines and in gullies and bowls in all aspects. Avalanches can penetrate deep layers and reach large size.

In addition a latent danger of gliding avalanches exists.

Snowpack

Danger patterns

dp.7: snow-poor zones in snow-rich surrounding

dp.6: cold, loose snow and wind

Faceted weak layers exist in the centre of the snowpack, especially on west, north and east facing slopes above the tree line, and below approximately 2600 m, in isolated cases also on sunny slopes at elevated altitudes. Whumping sounds and the formation of shooting cracks when stepping on the snowpack serve as an alarm indicating the danger.

The fresh and older wind slabs are bonding poorly with the old snowpack in particular on shady slopes and generally at elevated altitudes.

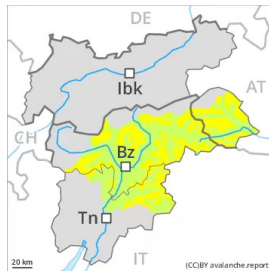
Tendency

A sometimes treacherous avalanche situation will persist. Distinct weak layers in the old snowpack necessitate defensive route selection.

As a consequence of rising temperatures, rain and the storm force northwesterly wind, the snowpack can not consolidate.



Danger Level 2 - Moderate



Tendency: Constant avalanche danger →

on Thursday 17 02 2022

Wind slabs are to be evaluated with care and prudence.

As a consequence of a moderate to strong wind, easily released wind slabs will form on Wednesday in all aspects. The avalanche prone locations are to be found in particular in steep terrain above the tree line and in gullies and bowls, and behind abrupt changes in the terrain. In the regions exposed to heavier precipitation the avalanche prone locations are more prevalent and larger. Mostly avalanches are medium-sized.

In very isolated cases dry avalanches can also be triggered in the old snowpack, especially on very steep shady slopes at transitions from a shallow to a deep snowpack, this applies in particular in case of a large load.

Snowpack

Danger patterns

dp.6: cold, loose snow and wind

Over a wide area 10 to 20 cm of snow, and even more in some localities, fell on Tuesday. The fresh wind slabs are bonding poorly with the old snowpack in particular on shady slopes and generally at elevated altitudes. The new snow and wind slabs are lying on the quite favourable surface of an old snowpack on sunny slopes at intermediate altitudes.

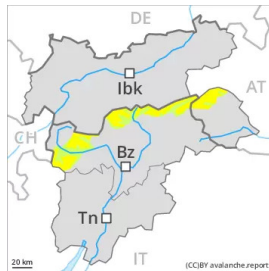
In its middle, the snowpack is faceted and weak, especially on shady slopes. Only a small amount of snow is lying for the time of year.

Tendency

Fresh wind slabs are to be evaluated with care and prudence. In particular on extremely steep sunny slopes small to medium-sized loose snow avalanches are to be expected as a consequence of warming during the day and solar radiation.



Danger Level 2 - Moderate



Tendency: Constant avalanche danger →

on Thursday 17 02 2022

Fresh wind slabs are to be evaluated with care and prudence. Weak layers in the old snowpack necessitate caution.

As a consequence of a moderate to strong wind, easily released wind slabs will form in all aspects. The avalanche prone locations are to be found in particular in steep terrain above the tree line and in gullies and bowls, and behind abrupt changes in the terrain. Avalanches can in very isolated cases penetrate deep layers and reach large size in isolated cases.

Avalanches can be released in the weakly bonded old snow, even by small loads in isolated cases. The avalanche prone locations are to be found in particular on steep shady slopes above the tree line. They are rather rare but are difficult to recognise. Caution is to be exercised at transitions from a shallow to a deep snowpack.

Snowpack

Danger patterns

dp.6: cold, loose snow and wind

dp.7: snow-poor zones in snow-rich surrounding

Over a wide area 10 to 20 cm of snow, and even more in some localities, fell on Tuesday. The fresh wind slabs are bonding poorly with the old snowpack in particular on shady slopes and generally at elevated altitudes. The new snow and wind slabs are lying on the quite favourable surface of an old snowpack on sunny slopes at intermediate altitudes.

In its middle, the snowpack is faceted and weak, especially on shady slopes.

Tendency

Fresh wind slabs are to be evaluated with care and prudence. In particular on extremely steep sunny slopes small to medium-sized loose snow avalanches are to be expected as a consequence of warming during the day and solar radiation.