



Danger Level 3 - Considerable



Tendency: Constant avalanche danger →
on Sunday 20 02 2022

Reports filed by observers and field observations confirm the complex avalanche situation. Wind slabs and weakly bonded old snow represent the main danger.

Distinct weak layers in the old snowpack can still be released by individual winter sport participants in particular on west, north and east facing slopes. This applies in particular above the tree line, and below approximately 2600 m, in isolated cases also on steep sunny slopes at elevated altitudes. Caution is to be exercised in particular at transitions from a shallow to a deep snowpack, when entering gullies and bowls for example. Avalanches can reach large size. Remotely triggered avalanches are possible in isolated cases.

As a consequence of new snow and a strong to storm force wind from westerly directions, further wind slabs will form. The avalanche prone locations are to be found in particular on steep shady slopes above approximately 2400 m and in gullies and bowls, and behind abrupt changes in the terrain.

More frequent gliding avalanches are to be expected below approximately 2400 m. Caution is to be exercised in areas with glide cracks.

Snowpack

Danger patterns

dp.7: snow-poor zones in snow-rich surrounding

dp.6: cold, loose snow and wind

Faceted weak layers exist in the centre of the snowpack, especially on west, north and east facing slopes above the tree line, and below approximately 2600 m, in isolated cases also on sunny slopes at elevated altitudes.

In particular from the Silvretta via the Western Lechtal Alps to the Allgäu Alps 10 to 15 cm of snow will fall on Saturday. In the other regions less snow will fall. As a consequence of snowfall and the occasionally storm force westerly wind, the snow drift accumulations will increase in size at the weekend. The fresh and older wind slabs are bonding poorly with the old snowpack in particular on shady slopes.

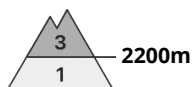
The rain gave rise to significant moistening of the snowpack over a wide area below approximately 2400 m. As a consequence of mild temperatures and partly cloudy skies the snowpack could not consolidate on Friday. As a consequence of falling temperatures and snowfall a crust will form on the surface on Saturday.

Tendency

Distinct weak layers in the old snowpack necessitate defensive route selection.



Danger Level 3 - Considerable



Tendency: Decreasing avalanche danger
on Sunday 20 02 2022



Fresh wind slabs are to be evaluated with care and prudence. Weak layers in the old snowpack necessitate caution.

As a consequence of a strong wind, avalanche prone wind slabs formed in particular on west, north and east facing slopes. These are to be bypassed as far as possible. The avalanche prone locations are to be found in particular in steep terrain above approximately 2200 m and adjacent to ridgelines and in gullies and bowls.

Avalanches can be released in the weakly bonded old snow, in particular by large additional loads. These can in very isolated cases release deeper layers of the snowpack and reach large size. The avalanche prone locations are to be found in particular on steep shady slopes above approximately 2200 m. They are rather rare but are difficult to recognise. Caution is to be exercised at transitions from a shallow to a deep snowpack.

Snowpack

Danger patterns

dp.6: cold, loose snow and wind

dp.7: snow-poor zones in snow-rich surrounding

The strong wind has transported the fresh and old snow. The fresh and older wind slabs are bonding poorly with the old snowpack in particular on shady slopes and generally at elevated altitudes.

In its middle, the snowpack is faceted and weak, especially on shady slopes.

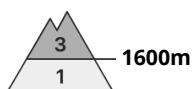
The high temperatures on Friday gave rise to increasing moistening of the snowpack. This applies on steep sunny slopes in all altitude zones, as well as in all aspects at low and intermediate altitudes. As a consequence of low temperatures a crust will form on the surface at the weekend.

Tendency

Fresh wind slabs are to be evaluated with care and prudence.



Danger Level 3 - Considerable



Tendency: Constant avalanche danger →
on Sunday 20 02 2022

Wind slabs are to be evaluated with care and prudence.

As a consequence of a storm force wind, extensive wind slabs formed on Thursday in all aspects. The avalanche prone locations are to be found in particular in steep terrain above the tree line and in gullies and bowls, and behind abrupt changes in the terrain. Even single persons can release avalanches easily, including medium-sized ones.

In some places dry avalanches can also be triggered in the old snowpack, especially on very steep shady slopes at transitions from a shallow to a deep snowpack.

Weak layers in the old snowpack necessitate defensive route selection. Isolated whumpfung sounds can indicate the danger.

Snowpack

Danger patterns

dp.6: cold, loose snow and wind

The storm force wind has transported the fresh and old snow significantly. The fresh wind slabs are poorly bonded with the old snowpack in particular on shady slopes and generally at elevated altitudes. In some cases the various wind slabs have bonded still only poorly together.

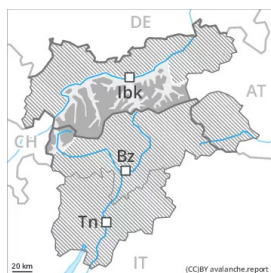
The old snowpack consists of faceted crystals, especially on shady slopes. Only a small amount of snow is lying for the time of year.

Tendency

Wind slabs are to be evaluated with care and prudence. Weak layers in the old snowpack necessitate defensive route selection.



Danger Level 3 - Considerable



Tendency: Constant avalanche danger →
on Sunday 20 02 2022

Distinct weak layers in the old snowpack are treacherous. Fresh wind slabs are to be evaluated with care and prudence.

Distinct weak layers in the old snowpack can still be released by individual winter sport participants in particular on west, north and east facing slopes. This applies in particular above the tree line, and below approximately 2600 m. Caution is to be exercised in particular at transitions from a shallow to a deep snowpack, when entering gullies and bowls for example. Avalanches can reach large size. Remotely triggered avalanches are possible in isolated cases.

Over a wide area avalanche prone wind slabs formed. These are to be bypassed as far as possible. The avalanche prone locations are to be found in particular on steep shady slopes above approximately 2200 m and adjacent to ridgelines and in pass areas.

In addition a latent danger of gliding avalanches exists.

Snowpack

Danger patterns

dp.7: snow-poor zones in snow-rich surrounding

dp.6: cold, loose snow and wind

Faceted weak layers exist in the centre of the snowpack, especially on west, north and east facing slopes above the tree line, and below approximately 2600 m.

Some snow will fall. The strong wind has transported the fresh and old snow. The fresh and older wind slabs are poorly bonded with the old snowpack in particular on shady slopes and generally at elevated altitudes.

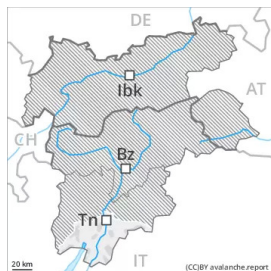
The rain gave rise to significant moistening of the snowpack over a wide area below approximately 2400 m. As a consequence of mild temperatures and partly cloudy skies the snowpack could not consolidate on Friday. As a consequence of falling temperatures a crust will form on the surface at the weekend.

Tendency

Distinct weak layers in the old snowpack necessitate defensive route selection.



Danger Level 2 - Moderate



Tendency: Constant avalanche danger →
on Sunday 20 02 2022

Wind slabs and wet snow represent the main danger.

Since Tuesday the wind has been moderate to strong at times. As a consequence of a strong foehn wind, further wind slabs formed.

Even single persons can release avalanches, including medium-sized ones, especially on very steep shady slopes. On wind-loaded slopes and in gullies and bowls, and behind abrupt changes in the terrain the likelihood of avalanches is higher. The surface of the snowpack will freeze very little and will already be soft in the early morning. Already in the early morning, individual gliding avalanches are possible.

Snowpack

Danger patterns

dp.6: cold, loose snow and wind

Only a small amount of snow is lying for the time of year. The storm force wind has transported the new snow significantly. The fresh wind slabs are poorly bonded with the old snowpack in particular on shady slopes and generally at elevated altitudes.

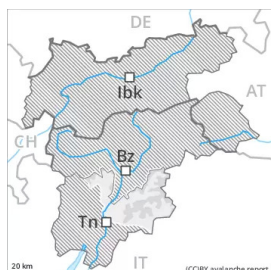
The old snowpack consists of faceted crystals, in particular on shady slopes.

Tendency

Wind slabs are to be evaluated with care and prudence.



Danger Level 2 - Moderate



Tendency: Constant avalanche danger →
on Sunday 20 02 2022

Wind slabs are to be evaluated with care and prudence.

As a consequence of a strong wind, easily released wind slabs formed in the last few days in all aspects. These are to be bypassed as far as possible. The avalanche prone locations are to be found in particular on steep shady slopes above approximately 2200 m and adjacent to ridgelines and in gullies and bowls above approximately 1800 m. Avalanches can reach medium size in isolated cases.

In very isolated cases dry avalanches can also be triggered in the old snowpack, especially on very steep shady slopes at transitions from a shallow to a deep snowpack, this applies in particular in case of a large load.

Snowpack

Danger patterns

dp.6: cold, loose snow and wind

The storm force wind has transported the fresh and old snow significantly. The fresh wind slabs remain prone to triggering in particular on shady slopes and generally at elevated altitudes. In some cases the various wind slabs have bonded still only poorly together.

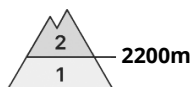
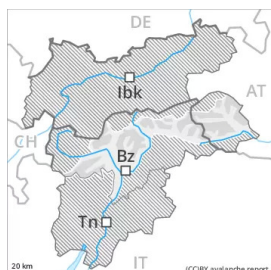
The old snowpack consists of faceted crystals, especially on shady slopes.

Tendency

Wind slabs are to be evaluated with care and prudence.



Danger Level 2 - Moderate



Tendency: Decreasing avalanche danger
on Sunday 20 02 2022



Wind slabs are to be evaluated with care and prudence.

As a consequence of a strong wind, sometimes easily released wind slabs formed in the last few days on west, north and east facing slopes. These are to be bypassed as far as possible. The avalanche prone locations are to be found in particular on steep shady slopes above approximately 2200 m and adjacent to ridgelines and in gullies and bowls. Avalanches can reach medium size in isolated cases.

In very isolated cases dry avalanches can also be triggered in the old snowpack, especially on very steep shady slopes at transitions from a shallow to a deep snowpack, this applies in particular in case of a large load.

Snowpack

Danger patterns

dp.6: cold, loose snow and wind

The storm force wind has transported the fresh and old snow significantly. The fresh and older wind slabs are bonding poorly with the old snowpack in particular on shady slopes and generally at elevated altitudes. The old snowpack consists of faceted crystals, especially on shady slopes.

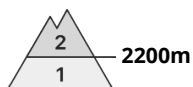
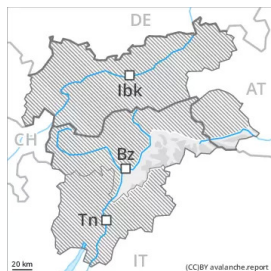
The high temperatures on Friday gave rise to increasing moistening of the snowpack. This applies on steep sunny slopes in all altitude zones, as well as in all aspects at low and intermediate altitudes. As a consequence of low temperatures a crust will form on the surface at the weekend.

Tendency

Fresh wind slabs are to be evaluated with care and prudence.



Danger Level 2 - Moderate



Tendency: Decreasing avalanche danger
on Sunday 20 02 2022



Wind slabs are to be evaluated with care and prudence.

As a consequence of a storm force wind, extensive wind slabs formed in the last few days in all aspects. These are prone to triggering in particular on steep west, north and east facing slopes. The avalanche prone locations are to be found in particular in steep terrain above approximately 2200 m and adjacent to ridgelines and in gullies and bowls. The prevalence of these will increase with altitude. Even single persons can release avalanches as before, including medium-sized ones.

In very isolated cases dry avalanches can also be released in the old snowpack, especially on very steep shady slopes at transitions from a shallow to a deep snowpack, this applies in particular in case of a large load.

In addition a latent danger of gliding avalanches exists.

Snowpack

Danger patterns

dp.6: cold, loose snow and wind

The storm force wind has transported the fresh and old snow significantly. Above approximately 2200 m snow depths vary greatly, depending on the influence of the wind. The fresh wind slabs are bonding poorly with the old snowpack in particular on shady slopes and generally at elevated altitudes. In some cases the various wind slabs have bonded still only poorly together.

The old snowpack consists of faceted crystals, especially on shady slopes.

Steep sunny slopes as well as low and intermediate altitudes: The snowpack is moist. As a consequence of falling temperatures a crust will form on the surface.

Tendency

Wind slabs are to be evaluated with care and prudence.