



## Danger Level 3 - Considerable



**Tendency: Increasing avalanche danger**  
on Tuesday 22 02 2022



As a consequence of new snow and strong wind there will be a gradual increase in the avalanche danger.

The fresh snow as well as the wind slabs that are being formed by the strong to storm force northwesterly wind represent the main danger. The new snow and wind slabs can be released by a single winter sport participant in all aspects above the tree line.

Distinct weak layers in the old snowpack can be released especially by large additional loads in particular on west, north and east facing slopes. This applies in particular in particular between approximately 2200 and 2600 m. Such avalanche prone locations are covered with new snow and are therefore barely recognisable. Avalanches can reach large size especially in shady places that are protected from the wind.

As a consequence of the new snow there will be an increase in the danger of gliding avalanches, in the regions exposed to a lot of precipitation especially on steep grassy slopes.

### Snowpack

#### Danger patterns

dp.6: cold, loose snow and wind

dp.7: snow-poor zones in snow-rich surrounding

In particular from the Silvretta via the Western Lechtal Alps to the Allgäu Alps 20 to 40 cm of snow, and even more in some localities, will fall. In the other regions 15 to 30 cm of snow will fall. The wind will be strong to storm force over a wide area. As a consequence of new snow and northwesterly wind, wind slabs will form in the course of the day in all aspects. The fresh wind slabs are bonding poorly with the old snowpack in particular on wind-protected shady slopes. They are prone to triggering. Older wind slabs have bonded quite well with the old snowpack.

In its middle, the snowpack is faceted and weak. This applies on shady slopes above approximately 2200 m.

### Tendency

Further increase in avalanche danger as the snowfall becomes more intense.



## Danger Level 2 - Moderate



**Tendency: Increasing avalanche danger**  
on Tuesday 22 02 2022



Fresh wind slabs are to be evaluated with care and prudence. Weak layers in the old snowpack necessitate caution.

As a consequence of new snow and a strong to storm force wind, avalanche prone wind slabs will form in the course of the day in some places. The wind slabs can be released even by a single winter sport participant in particular on steep shady slopes above the tree line. The avalanche prone locations are to be found in shady places that are protected from the wind and adjacent to ridgelines and in gullies and bowls. At elevated altitudes the avalanche prone locations are a little more prevalent. The wind slabs in steep terrain are to be bypassed as far as possible. By late in the night as the precipitation becomes more intense there will be a gradual increase in the avalanche danger.

In very isolated cases dry avalanches can also be triggered in the old snowpack, especially on very steep shady slopes at transitions from a shallow to a deep snowpack, this applies in particular in case of a large load.

As a consequence of the new snow more frequent gliding avalanches are to be expected below approximately 2400 m. Caution is to be exercised in areas with glide cracks.

### Snowpack

#### Danger patterns

dp.6: cold, loose snow and wind

dp.7: snow-poor zones in snow-rich surrounding

10 to 20 cm of snow, and even more in some localities, will fall. The wind will be strong to storm force over a wide area. As a consequence of new snow and northwesterly wind, wind slabs will form in the course of the day in all aspects. The fresh wind slabs are bonding poorly with the old snowpack in particular on wind-protected shady slopes. They are mostly rather small but prone to triggering. Older wind slabs have bonded quite well with the old snowpack.

In its middle, the snowpack is faceted and weak. This applies on shady slopes above the tree line.

### Tendency

As a consequence of new snow and strong wind there will be an additional increase in the avalanche danger.



## Danger Level 3 - Considerable



**Tendency: Increasing avalanche danger**  
on Tuesday 22 02 2022



Distinct weak layers in the old snowpack are treacherous. Fresh wind slabs are to be evaluated with care and prudence.

Distinct weak layers in the old snowpack can still be released by individual winter sport participants in particular on west, north and east facing slopes. This applies in particular above the tree line, and below approximately 2600 m. Caution is to be exercised in particular at transitions from a shallow to a deep snowpack, when entering gullies and bowls for example. Avalanches can reach large size.

As a consequence of new snow and a strong to storm force wind, easily released wind slabs will form in the course of the day above the tree line. The fresh wind slabs are prone to triggering in particular on northwest to north to southeast facing aspects. These are to be bypassed as far as possible.

## Snowpack

### Danger patterns

dp.7: snow-poor zones in snow-rich surrounding

dp.6: cold, loose snow and wind

10 to 20 cm of snow will fall until late in the night. The wind will be strong to storm force over a wide area. The strong wind will transport the new snow and, in some cases, old snow as well. The fresh wind slabs are poorly bonded with the old snowpack in particular on shady slopes. The older wind slabs can scarcely be released.

Faceted weak layers exist in the centre of the snowpack, especially on west, north and east facing slopes above the tree line, and below approximately 2600 m.

## Tendency

As a consequence of new snow and strong wind there will be an additional increase in the avalanche danger.



## Danger Level 2 - Moderate



**Tendency: Increasing avalanche danger**  
on Tuesday 22 02 2022



Fresh wind slabs are to be evaluated with care and prudence. Weak layers in the old snowpack necessitate caution.

As a consequence of new snow and a strong to storm force wind, avalanche prone wind slabs will form in the course of the day in some places. The rather small wind slabs can be released even by a single winter sport participant in particular on steep shady slopes above the tree line. The avalanche prone locations are to be found in shady places that are protected from the wind and adjacent to ridgelines and in gullies and bowls. At elevated altitudes the avalanche prone locations are a little more prevalent. The wind slabs in steep terrain are to be bypassed as far as possible. By late in the night as the precipitation becomes more intense there will be a gradual increase in the avalanche danger.

In very isolated cases dry avalanches can also be triggered in the old snowpack, especially on very steep shady slopes at transitions from a shallow to a deep snowpack, this applies in particular in case of a large load.

## Snowpack

### Danger patterns

dp.6: cold, loose snow and wind

dp.7: snow-poor zones in snow-rich surrounding

10 to 20 cm of snow, and even more in some localities, will fall. The wind will be strong to storm force over a wide area. As a consequence of new snow and northwesterly wind, wind slabs will form in the course of the day in all aspects. The fresh wind slabs are bonding poorly with the old snowpack in particular on wind-protected shady slopes. They are mostly rather small but prone to triggering. Older wind slabs have bonded quite well with the old snowpack.

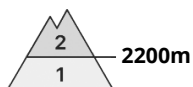
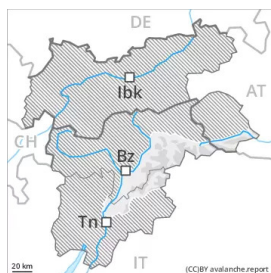
In its middle, the snowpack is faceted and weak. This applies on shady slopes above approximately 2200 m.

## Tendency

As a consequence of new snow and strong wind there will be an additional increase in the avalanche danger.



## Danger Level 2 - Moderate



**Tendency: Constant avalanche danger** →  
on Tuesday 22 02 2022

### Wind slabs are to be evaluated with care and prudence.

As a consequence of a storm force wind, small wind slabs will form in all aspects. These are in some cases prone to triggering in particular on steep northwest, north and east facing slopes. The avalanche prone locations are to be found in particular in steep terrain above approximately 2200 m and in gullies and bowls. The prevalence of these avalanche prone locations will increase with altitude. Single persons can release avalanches in some places. Mostly these are rather small. The somewhat older wind slabs of last week can be released by a single winter sport participant in isolated cases on very steep, rather lightly snow-covered shady slopes, especially at their margins. Fresh and somewhat older wind slabs are to be bypassed in particular in very steep terrain.

### Snowpack

#### Danger patterns

dp.6: cold, loose snow and wind

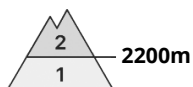
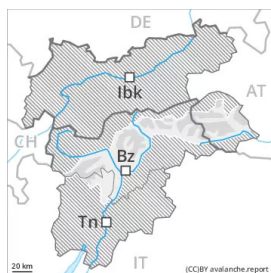
The storm force wind will transport the snow. Above approximately 2200 m snow depths vary greatly, depending on the influence of the wind. The fresh and older wind slabs are bonding poorly with the old snowpack in particular on shady slopes and generally at elevated altitudes. The old snowpack consists of faceted crystals, especially on shady slopes.

### Tendency

As a consequence of a strong to storm force wind, further wind slabs will form.



## Danger Level 2 - Moderate



**Tendency: Increasing avalanche danger**  
on Tuesday 22 02 2022



### Fresh wind slabs are to be evaluated with care and prudence.

Some fresh snow and the mostly small wind slabs that are being formed by the strong to storm force northwesterly wind are in some cases prone to triggering in particular on steep shady slopes above approximately 2200 m. These can be released even by a single winter sport participant. The avalanche prone locations are to be found in particular in shady places that are protected from the wind and adjacent to ridgelines and in gullies and bowls. At elevated altitudes the avalanche prone locations are a little more prevalent.

In very isolated cases dry avalanches can also be triggered in the old snowpack, especially on very steep shady slopes at transitions from a shallow to a deep snowpack, this applies in particular in case of a large load.

### Snowpack

#### Danger patterns

dp.6: cold, loose snow and wind

dp.7: snow-poor zones in snow-rich surrounding

Some snow will fall. The wind will be strong to storm force. The fresh wind slabs are bonding poorly with the old snowpack in particular on wind-protected shady slopes. They are mostly rather small but prone to triggering. Older wind slabs have bonded quite well with the old snowpack.

In its middle, the snowpack is faceted and weak. This applies on shady slopes above approximately 2200 m.

### Tendency

As a consequence of new snow and strong wind there will be an increase in the avalanche danger within the current danger level.