



Danger Level 4 - High



Tendency: Constant avalanche danger →
on Wednesday 23 02 2022

As a consequence of new snow and stormy weather a precarious avalanche situation will be encountered over a wide area.

The danger exists in particular in alpine snow sports terrain. The fresh snow as well as the wind slabs that are being formed by the strong to storm force northwesterly wind can be released easily in all aspects above the tree line. As a consequence of the heavy snowfall natural avalanches are possible from the second half of the night.

Faceted weak layers exist in the centre of the snowpack in particular on steep west, north and east facing slopes. This applies in particular between approximately 2200 and 2600 m. Here natural avalanches are possible. These can in some cases reach dangerously large size.

As a consequence of the new snow there will be an additional increase in the danger of gliding avalanches, especially on steep grassy slopes.

Snowpack

Danger patterns

dp.6: cold, loose snow and wind

dp.2: gliding snow

In some regions up to 30 cm of snow fell on Monday. 20 to 30 cm of snow will fall until the evening. The wind will be strong to storm force. As a consequence of new snow and northwesterly wind, avalanche prone wind slabs will form in all aspects. The fresh wind slabs are bonding poorly with the old snowpack in particular on wind-protected shady slopes.

In its middle, the snowpack is faceted and weak, especially on shady slopes between approximately 2200 and 2600 m.

Tendency

Hardly any decrease in avalanche danger.



Danger Level 3 - Considerable



Tendency: Constant avalanche danger →
on Wednesday 23 02 2022

As a consequence of snowfall and the strong to storm force wind, a sometimes critical avalanche situation will develop.

The fresh snow as well as the wind slabs that are being formed by the strong to storm force northwesterly wind can be released by a single winter sport participant in all aspects above the tree line. As the precipitation becomes more intense individual natural avalanches are possible, even medium-sized ones.

Avalanches can in some places be released in deeper layers, even by a single winter sport participant. This applies on steep west, north and east facing slopes between approximately 2200 and 2600 m. Avalanches can in some cases reach dangerously large size.

As a consequence of the new snow there will be an additional increase in the danger of gliding avalanches, in the regions exposed to heavier precipitation especially on steep grassy slopes.

Snowpack

Danger patterns

dp.6: cold, loose snow and wind

dp.2: gliding snow

Northern Oetz and Stubai Alps, Karwendel Mountains, Tuxer Alps, Zillertal Alps, Wilder Kaiser Mountains-Waidring Alps as well as Venediger Range: 30 to 50 cm of snow, and even more in some localities, will fall. In the other regions 15 to 30 cm of snow will fall. The wind will be strong to storm force over a wide area.

As a consequence of new snow and northwesterly wind, wind slabs will form in all aspects. The fresh wind slabs are bonding poorly with the old snowpack in particular on wind-protected shady slopes. They are prone to triggering.

In its middle, the snowpack is faceted and weak, especially on shady slopes between approximately 2200 and 2600 m.

Tendency

The fresh snow and the wind slabs must be evaluated with care and prudence.



Danger Level 3 - Considerable



Tendency: Constant avalanche danger →

on Wednesday 23 02 2022

Fresh wind slabs represent the main danger.

As a consequence of a strong to storm force northerly wind, further wind slabs will form. In particular adjacent to ridgelines in all aspects as well as above the tree line easily released wind slabs will form. Mostly the avalanches are small but in isolated cases easily released. Weak layers exist in the snowpack on shady slopes. Dry avalanches can be released in deep layers, even by small loads in isolated cases.

Snowpack

At high altitudes and in high Alpine regions less snow than usual is lying. The strong wind has transported the loosely bonded old snow. The mostly small wind slabs are poorly bonded with the old snowpack. Weak layers exist in the centre of the snowpack, especially at high altitudes and in high Alpine regions.

Tendency

As a consequence of the strong northerly wind there will be an increase in the avalanche danger within the current danger level.



Danger Level 2 - Moderate



Tendency: Increasing avalanche danger
on Wednesday 23 02 2022



Fresh wind slabs are to be evaluated with care and prudence. Weak layers in the old snowpack necessitate caution.

As a consequence of new snow and a strong to storm force wind, avalanche prone wind slabs will form in the course of the day in some places. The rather small wind slabs can be released even by a single winter sport participant in particular on steep shady slopes above the tree line. The avalanche prone locations are to be found in shady places that are protected from the wind and adjacent to ridgelines and in gullies and bowls. At elevated altitudes the avalanche prone locations are a little more prevalent. The wind slabs in steep terrain are to be bypassed as far as possible. By late in the night as the precipitation becomes more intense there will be a gradual increase in the avalanche danger.

In very isolated cases dry avalanches can also be triggered in the old snowpack, especially on very steep shady slopes at transitions from a shallow to a deep snowpack, this applies in particular in case of a large load.

Snowpack

Danger patterns

dp.6: cold, loose snow and wind

dp.7: snow-poor zones in snow-rich surrounding

10 to 20 cm of snow, and even more in some localities, will fall. The wind will be strong to storm force over a wide area. As a consequence of new snow and northwesterly wind, wind slabs will form in the course of the day in all aspects. The fresh wind slabs are bonding poorly with the old snowpack in particular on wind-protected shady slopes. They are mostly rather small but prone to triggering. Older wind slabs have bonded quite well with the old snowpack.

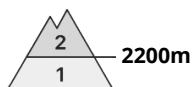
In its middle, the snowpack is faceted and weak. This applies on shady slopes above approximately 2200 m.

Tendency

As a consequence of new snow and strong wind there will be an additional increase in the avalanche danger.



Danger Level 2 - Moderate



Tendency: Constant avalanche danger →
on Wednesday 23 02 2022

Wind slabs are to be evaluated with care and prudence.

As a consequence of a storm force wind, small wind slabs will form in all aspects. These are in some cases prone to triggering in particular on steep northwest, north and east facing slopes. The avalanche prone locations are to be found in particular in steep terrain above approximately 2200 m and in gullies and bowls. The prevalence of these avalanche prone locations will increase with altitude. Single persons can release avalanches in some places. Mostly these are rather small. The somewhat older wind slabs of last week can be released by a single winter sport participant in isolated cases on very steep, rather lightly snow-covered shady slopes, especially at their margins. Fresh and somewhat older wind slabs are to be bypassed in particular in very steep terrain.

Snowpack

Danger patterns

dp.6: cold, loose snow and wind

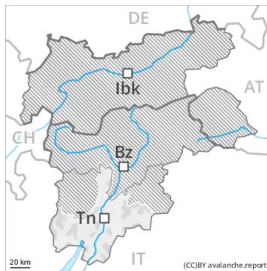
The storm force wind will transport the snow. Above approximately 2200 m snow depths vary greatly, depending on the influence of the wind. The fresh and older wind slabs are bonding poorly with the old snowpack in particular on shady slopes and generally at elevated altitudes. The old snowpack consists of faceted crystals, especially on shady slopes.

Tendency

As a consequence of a strong to storm force wind, further wind slabs will form.



Danger Level 2 - Moderate



Tendency: Constant avalanche danger →
on Wednesday 23 02 2022

Fresh wind slabs represent the main danger.

As a consequence of a strong to storm force northerly wind, further wind slabs will form. In particular adjacent to ridgelines in all aspects as well as above the tree line mostly small wind slabs will form. Individual avalanche prone locations are to be found especially on very steep shady slopes above approximately 1900 m. Mostly the avalanches are small but in isolated cases easily released.

Snowpack

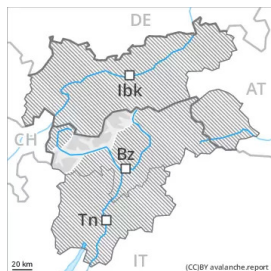
At high altitudes and in high Alpine regions less snow than usual is lying. The strong wind has transported the loosely bonded old snow. The mostly small wind slabs are poorly bonded with the old snowpack in particular on steep shady slopes and generally at high altitudes and in high Alpine regions. Below the tree line from a snow sport perspective, insufficient snow is lying.

Tendency

As a consequence of the strong northerly wind there will be an increase in the avalanche danger within the current danger level.



Danger Level 2 - Moderate



Tendency: Constant avalanche danger →
on Wednesday 23 02 2022

As a consequence of snowfall and the strong to storm force wind, fresh snow drift accumulations will form.

Some fresh snow and very particularly the wind slabs formed by the strong to storm force northwesterly wind represent the main danger. The fresh wind slabs are mostly rather small but prone to triggering. They can be released even by a single winter sport participant especially on steep shady slopes above the tree line. The avalanche prone locations are to be found in places that are protected from the wind and in gullies and bowls, and behind abrupt changes in the terrain.

Avalanches can in some places be released in deeper layers, even by a single winter sport participant. This applies on steep west, north and east facing slopes between approximately 2200 and 2600 m. Avalanches can in some cases reach dangerously large size.

Snowpack

Danger patterns

dp.6: cold, loose snow and wind

dp.7: snow-poor zones in snow-rich surrounding

Less new snow than expected: Over a wide area 5 to 10 cm of snow, and even more in some localities, has fallen since yesterday. The wind will be strong to storm force.

As a consequence of new snow and northwesterly wind, wind slabs will form in all aspects. The fresh wind slabs are bonding poorly with the old snowpack in particular on wind-protected shady slopes.

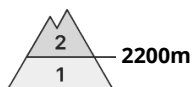
In its middle, the snowpack is faceted and weak, especially on shady slopes between approximately 2200 and 2600 m.

Tendency

The fresh wind slabs represent the main danger.



Danger Level 2 - Moderate



Tendency: Increasing avalanche danger
on Wednesday 23 02 2022



Fresh wind slabs are to be evaluated with care and prudence.

Some fresh snow and the mostly small wind slabs that are being formed by the strong to storm force northwesterly wind are in some cases prone to triggering in particular on steep shady slopes above approximately 2200 m. These can be released even by a single winter sport participant. The avalanche prone locations are to be found in particular in shady places that are protected from the wind and adjacent to ridgelines and in gullies and bowls. At elevated altitudes the avalanche prone locations are a little more prevalent.

In very isolated cases dry avalanches can also be triggered in the old snowpack, especially on very steep shady slopes at transitions from a shallow to a deep snowpack, this applies in particular in case of a large load.

Snowpack

Danger patterns

dp.6: cold, loose snow and wind

dp.7: snow-poor zones in snow-rich surrounding

Some snow will fall. The wind will be strong to storm force. The fresh wind slabs are bonding poorly with the old snowpack in particular on wind-protected shady slopes. They are mostly rather small but prone to triggering. Older wind slabs have bonded quite well with the old snowpack.

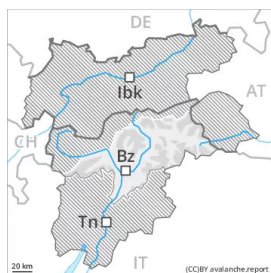
In its middle, the snowpack is faceted and weak. This applies on shady slopes above approximately 2200 m.

Tendency

As a consequence of new snow and strong wind there will be an increase in the avalanche danger within the current danger level.



Danger Level 2 - Moderate



Tendency: Constant avalanche danger →
on Wednesday 23 02 2022

Fresh wind slabs are to be evaluated with care and prudence.

Some fresh snow and very particularly the wind slabs formed by the strong to storm force northwesterly wind represent the main danger. The fresh wind slabs are mostly rather small but prone to triggering. They can be released even by a single winter sport participant especially on steep shady slopes above the tree line. The avalanche prone locations are to be found in gullies and bowls, and behind abrupt changes in the terrain.

In very isolated cases dry avalanches can also be triggered in the old snowpack, especially on very steep shady slopes at transitions from a shallow to a deep snowpack, this applies in particular in case of a large load.

Snowpack

Danger patterns

dp.6: cold, loose snow and wind

In some regions up to 5 cm of snow, and even more in some localities, has fallen since Monday. The wind will be strong to storm force. The fresh wind slabs are bonding poorly with the old snowpack in particular on wind-protected shady slopes. They are mostly rather small but prone to triggering.

In its middle, the snowpack is faceted and weak. This applies on shady slopes above approximately 2200 m.

Tendency

The wind will be strong to storm force. Further wind slabs will form.