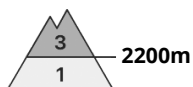
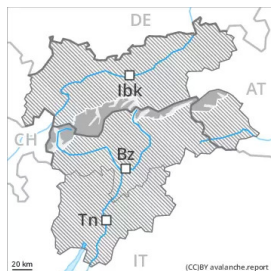




Danger Level 3 - Considerable



Tendency: Constant avalanche danger →
on Friday 25 02 2022

Weak layers in the old snowpack necessitate caution. Wind slabs are to be evaluated with care and prudence.

The wind slabs of the last few days are in some cases still prone to triggering. They can be released by a single winter sport participant. The avalanche prone locations are to be found on steep shady slopes above approximately 2200 m. Adjacent to ridgelines and in gullies and bowls the avalanche prone locations are more prevalent.

Avalanches can in some places be released in deeper layers, even by a single winter sport participant. This applies on steep west, north and east facing slopes between approximately 2200 and 2600 m. Avalanches can in some cases reach dangerously large size.

On extremely steep sunny slopes individual small loose snow avalanches are possible as a consequence of warming during the day and solar radiation.

Snowpack

Danger patterns

dp.6: cold, loose snow and wind

As a consequence of a moderate to strong southwesterly wind, further wind slabs will form on Thursday. In some cases the various wind slabs have bonded poorly with each other and the old snowpack. They are mostly easy to recognise but prone to triggering.

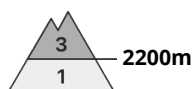
In its middle, the snowpack is faceted and weak, especially on shady slopes between approximately 2200 and 2600 m.

Tendency

As a consequence of falling temperatures and the light to moderate westerly wind, the snow drift accumulations will stabilise during the next few days.



Danger Level 3 - Considerable



Tendency: Decreasing avalanche danger
on Friday 25 02 2022



Wind slabs and weakly bonded old snow require caution.

The fresh snow of the last few days and in particular the extensive wind slabs formed by the strong to storm force northwesterly wind can be released by a single winter sport participant in particular on steep northwest, north and southeast facing slopes above approximately 2200 m. On steep, little used shady slopes and at elevated altitudes the likelihood of avalanches is higher.

Faceted weak layers exist in the centre of the snowpack in particular on steep west, north and east facing slopes. Shady slopes are especially critical, in particular between approximately 2200 and 2600 m. Avalanches can in very isolated cases be released in the old snowpack and reach dangerously large size. Caution is to be exercised at transitions from a shallow to a deep snowpack, when entering gullies and bowls for example.

In addition a latent danger of gliding avalanches exists, especially on steep grassy slopes.

Snowpack

Danger patterns

dp.6: cold, loose snow and wind

The sometimes storm force wind has transported a lot of snow. Avalanche prone wind slabs formed. This applies on steep northwest, north and southeast facing slopes above approximately 2200 m. The fresh wind slabs are lying on soft layers in particular on wind-protected shady slopes and in high Alpine regions. As a consequence of rising temperatures and solar radiation the snow drift accumulations will stabilise, in particular on steep sunny slopes below approximately 2600 m.

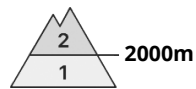
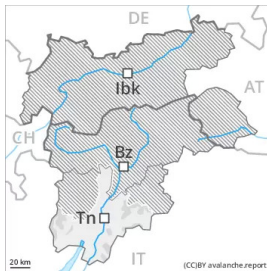
In its middle, the snowpack is faceted and weak, especially on shady slopes between approximately 2200 and 2600 m.

Tendency

The avalanche danger will decrease gradually.



Danger Level 2 - Moderate



Tendency: Constant avalanche danger →
on Friday 25 02 2022

The snowpack will be in most cases stable. Fresh wind slabs require caution.

As a consequence of a strong northerly wind, mostly small wind slabs formed in the last few days in some localities. These avalanche prone locations are to be found in all aspects at elevated altitudes and in gullies and bowls, and behind abrupt changes in the terrain. They are mostly easy to recognise and to be assessed with care and prudence. Weak layers in the old snowpack can be released in isolated cases and mostly by large additional loads. At lower altitudes and below the tree line the snowpack is well bonded.

Snowpack

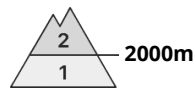
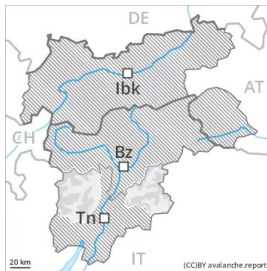
At high altitudes and in high Alpine regions less snow than usual is lying. The strong wind has transported the loosely bonded old snow. The mostly small wind slabs can be released in isolated cases, but mostly only by large additional loads, on very steep shady slopes and generally at high altitudes and in high Alpine regions. Below the tree line from a snow sport perspective, insufficient snow is lying.

Tendency

The avalanche danger will persist.



Danger Level 2 - Moderate



Tendency: Constant avalanche danger →
on Friday 25 02 2022

Fresh wind slabs require caution.

As a consequence of a strong northerly wind, sometimes easily released wind slabs formed in the last few days in some localities. These avalanche prone locations are to be found in all aspects at elevated altitudes and in gullies and bowls, and behind abrupt changes in the terrain. They are mostly easy to recognise and to be assessed with care and prudence. Weak layers in the old snowpack can be released especially by large additional loads. At lower altitudes and below the tree line the snowpack is well bonded.

Snowpack

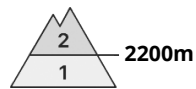
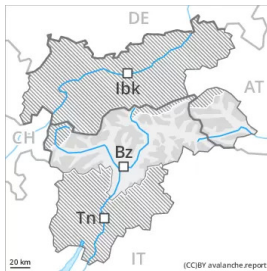
At high altitudes and in high Alpine regions less snow than usual is lying. The strong wind has transported the loosely bonded old snow. The mostly small wind slabs are poorly bonded with the old snowpack. Weak layers exist in the centre of the snowpack, especially at high altitudes and in high Alpine regions.

Tendency

The avalanche danger will persist.



Danger Level 2 - Moderate



Tendency: Constant avalanche danger →
on Friday 25 02 2022

Wind slabs are to be evaluated with care and prudence.

The wind slabs of the last few days represent the main danger. They are mostly only small but prone to triggering. They can be released even by a single winter sport participant especially on steep shady slopes above approximately 2200 m. The avalanche prone locations are to be found in particular in places that are protected from the wind and in gullies and bowls, and behind abrupt changes in the terrain.

Avalanches can in very isolated cases be released in deeper layers also. This applies on steep west, north and east facing slopes between approximately 2200 and 2600 m. Avalanches can reach large size in isolated cases.

Snowpack

Danger patterns

dp.6: cold, loose snow and wind

As a consequence of a moderate to strong southwesterly wind, further wind slabs will form on Thursday. The fresh and older wind slabs are bonding poorly with the old snowpack in particular on wind-protected shady slopes. They are mostly easy to recognise but prone to triggering.

In its middle, the snowpack is faceted and weak, especially on shady slopes between approximately 2200 and 2600 m.

Tendency

The fresh wind slabs represent the main danger. As a consequence of falling temperatures and the light to moderate westerly wind, the snow drift accumulations will stabilise during the next few days.