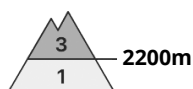






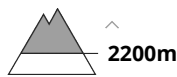
Danger Level 3 - Considerable



Tendency: Constant avalanche danger →
on Thursday 29 12 2022



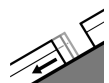
Persistent weak layer



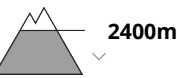
Snowpack stability: **poor**

Frequency: **some**

Avalanche size: **large**



Gliding snow



Snowpack stability: **very poor**

Frequency: **few**

Avalanche size: **small**

Artificially triggered avalanches confirm a sometimes precarious avalanche situation in the west.

The snow sport conditions outside marked and open pistes remain to some extent precarious.

Single winter sport participants can release avalanches as before, in particular on very steep west, north and east facing slopes above approximately 2200 m, and on very steep south facing slopes in high Alpine regions. Avalanches can penetrate down to the ground and reach dangerously large size especially in the regions with a lot of snow. Caution is to be exercised in particular at transitions from a shallow to a deep snowpack, when entering gullies and bowls for example. The avalanche prone locations are difficult to recognise. Remotely triggered avalanches are possible in isolated cases. In the regions exposed to heavier precipitation this applies in particular in the west. Extensive experience in the assessment of avalanche danger is required.

In addition a certain danger of gliding avalanches and snow slides exists. This applies on steep grassy slopes below approximately 2400 m.

Snowpack

Danger patterns

dp.1: deep persistent weak layer

In particular in the Allgäu Alps, in the Western Verwall Mountains and in the Samnaun Mountains in some regions up to 15 cm of snow, and even more in some localities, has fallen. New snow and wind slabs are lying on a weakly bonded old snowpack. Towards its base, the snowpack is faceted.

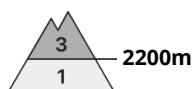
The old snowpack will be moist at low and intermediate altitudes.

Tendency

Weakly bonded old snow is to be evaluated critically.



Danger Level 3 - Considerable



2200m

Tendency: Constant avalanche danger →

on Thursday 29 12 2022

Persistent
weak layer

2200m

Snowpack stability: **poor**Frequency: **some**Avalanche size: **large**

Wind slab



2600m

Snowpack stability: **fair**Frequency: **few**Avalanche size: **small**

Weak layers in the old snowpack necessitate caution.

In some places avalanches can be triggered in the weakly bonded old snow. The avalanche prone locations are to be found in particular on steep west to north to east facing slopes above approximately 2200 m, this also applies on steep sunny slopes at elevated altitudes. Caution is to be exercised at transitions from a shallow to a deep snowpack. Avalanches can in isolated cases reach large size.

The mostly small wind slabs of the last few days are to be evaluated with care and prudence in particular on very steep shady slopes, especially adjacent to ridgelines and in pass areas at elevated altitudes.

In regions neighbouring those that are subject to danger level 3 (considerable) and in high Alpine regions the avalanche prone locations are more prevalent and the danger is slightly greater.

Only isolated gliding avalanches and moist snow slides are possible, but they will be mostly small.

Snowpack

Danger patterns

dp.1: deep persistent weak layer

Towards its base, the snowpack is faceted, especially on steep west, north and east facing slopes above approximately 2200 m, as well as on steep sunny slopes at elevated altitudes.

The fresh wind slabs are lying on weak layers in particular on shady slopes at elevated altitudes.

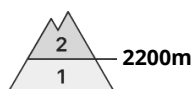
Towards its surface, the snowpack is hard and its surface has a melt-freeze crust that is not capable of bearing a load. This applies in particular in the south on steep sunny slopes below approximately 2600 m.

Tendency

Weakly bonded old snow requires caution.



Danger Level 2 - Moderate



2200m

Tendency: Constant avalanche danger →

on Thursday 29 12 2022

Persistent
weak layer

2200m

Snowpack stability: **poor**Frequency: **some**Avalanche size: **medium**

Wind slab



2600m

Snowpack stability: **fair**Frequency: **few**Avalanche size: **small**

Weak layers in the old snowpack necessitate caution.

In some places avalanches can be triggered in the weakly bonded old snow. The avalanche prone locations are to be found in particular on steep west to north to east facing slopes above approximately 2200 m, this also applies on steep sunny slopes at elevated altitudes. Caution is to be exercised at transitions from a shallow to a deep snowpack. Avalanches can in isolated cases reach medium size.

The mostly small wind slabs of the last few days are to be evaluated with care and prudence in particular on very steep shady slopes, especially adjacent to ridgelines and in pass areas at elevated altitudes.

In regions neighbouring those that are subject to danger level 3 (considerable) and in high Alpine regions the avalanche prone locations are more prevalent and the danger is slightly greater.

Only isolated gliding avalanches and moist snow slides are possible, but they will be mostly small.

Snowpack

Danger patterns

dp.1: deep persistent weak layer

Towards its base, the snowpack is faceted, especially on steep west, north and east facing slopes above approximately 2200 m, as well as on steep sunny slopes at elevated altitudes.

The fresh wind slabs are lying on weak layers in particular on shady slopes at elevated altitudes.

Towards its surface, the snowpack is hard and its surface has a melt-freeze crust that is not capable of bearing a load. This applies in particular in the south on steep sunny slopes below approximately 2600 m.

Tendency

Weakly bonded old snow requires caution.



Danger Level 1 - Low



Tendency: Constant avalanche danger →
on Thursday 29 12 2022



Wind slab



Snowpack stability: **fair**

Frequency: **few**

Avalanche size: **small**

Fresh wind slabs require caution.

Some fresh snow and the mostly small wind slabs formed by the sometimes strong westerly wind represent the main danger. Caution is to be exercised in particular adjacent to ridgelines.

Afternoon: As a consequence of solar radiation more small dry loose snow avalanches are possible. This applies on extremely steep sunny slopes.

Snowpack

Danger patterns

dp.6: cold, loose snow and wind

Up to 10 cm of snow has fallen above approximately 1300 m. The fresh wind slabs are lying on soft layers in particular on steep shady slopes above approximately 2000 m.

The old snowpack will be moist. This applies in all aspects at low and intermediate altitudes.

A little snow is lying.

Tendency

Fresh wind slabs require caution.