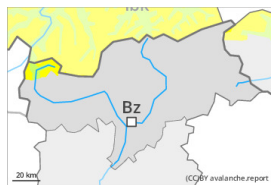


## Danger Level 2 - Moderate



**Tendency: Constant avalanche danger** →  
on Tuesday 03 01 2023



Persistent  
weak layer



Snowpack stability: **poor**  
Frequency: **few**  
Avalanche size: **medium**

### Weakly bonded old snow is to be evaluated with care and prudence.

In some places avalanches can be triggered in the weakly bonded old snow and reach medium size in isolated cases. The avalanche prone locations are to be found in particular on steep west to north to east facing slopes above approximately 2400 m and on steep sunny slopes above approximately 2600 m. Caution is to be exercised at transitions from a shallow to a deep snowpack. The prevalence of the avalanche prone locations will increase with altitude. The avalanche danger in particular in high Alpine regions is within the upper range of danger level 2 (moderate).

Wind slabs are mostly small and can only be released in isolated cases, especially adjacent to ridgelines and in pass areas on very steep shady slopes above approximately 2600 m.

There is a danger of falling on the hard snow surface, caution is to be exercised in particular on sunny slopes.

As a consequence of warming during the day and solar radiation gliding avalanches and moist snow slides are possible.

### Snowpack

#### Danger patterns

dp.1: deep persistent weak layer

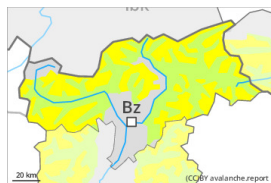
Towards its base, the snowpack is faceted, especially on steep west, north and east facing slopes above approximately 2400 m, as well as on steep sunny slopes at elevated altitudes.

The fresh and older wind slabs are lying on weak layers in particular on shady slopes at elevated altitudes. Towards its surface, the snowpack is hard and its surface has a melt-freeze crust. This applies in particular on steep sunny slopes. The snowpack will be moist at low and intermediate altitudes.

### Tendency

Weakly bonded old snow requires caution.

## Danger Level 2 - Moderate



**Tendency: Constant avalanche danger** →  
on Tuesday 03 01 2023



Persistent  
weak layer



Snowpack stability: **poor**  
Frequency: **few**  
Avalanche size: **medium**

### Weakly bonded old snow requires caution.

In isolated cases avalanches can be triggered in the weakly bonded old snow and reach medium size. The avalanche prone locations are to be found in particular on steep west to north to east facing slopes above approximately 2400 m and on steep sunny slopes above approximately 2600 m. Caution is to be exercised at transitions from a shallow to a deep snowpack.

Wind slabs are mostly small and can only be released in isolated cases. This applies in particular adjacent to ridgelines and in pass areas on very steep shady slopes above approximately 2600 m. The prevalence of the avalanche prone locations will increase with altitude. They are easy to recognise.

As a consequence of warming during the day and solar radiation gliding avalanches and moist snow slides are possible.

### Snowpack

#### Danger patterns

dp.1: deep persistent weak layer

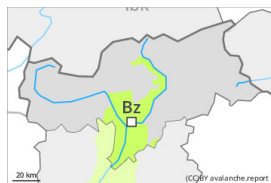
Towards its base, the snowpack is faceted, especially on steep west, north and east facing slopes above approximately 2400 m, as well as on steep sunny slopes at elevated altitudes.

The fresh and older wind slabs are lying on weak layers in particular on shady slopes at elevated altitudes. Towards its surface, the snowpack is hard and its surface has a melt-freeze crust. This applies in particular on steep sunny slopes. The snowpack will be moist at low and intermediate altitudes.

### Tendency

Weakly bonded old snow requires caution.

## Danger Level 1 - Low



**Tendency: Constant avalanche danger** →  
on Tuesday 03 01 2023

Low avalanche danger will prevail. Weakly bonded old snow is to be evaluated with care and prudence.

In isolated cases avalanches can be triggered in the weakly bonded old snow. The avalanche prone locations are to be found in particular on steep west to north to east facing slopes above approximately 2000 m. As a consequence of warming during the day and solar radiation moist snow slides and avalanches are possible. Mostly the avalanches are small.

### Snowpack

A little snow is lying.

Towards its base, the snowpack is faceted, especially on steep west, north and east facing slopes above approximately 2000 m.

Towards its surface, the snowpack is hard and its surface has a melt-freeze crust that is not capable of bearing a load.