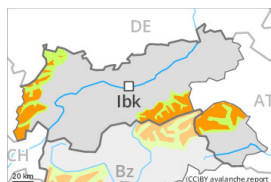


Danger Level 3 - Considerable



Tendency: Constant avalanche danger →
 on Wednesday 11 01 2023



Persistent weak layer



Treeline

Snowpack stability: **poor**
 Frequency: **some**
 Avalanche size: **large**



Wind slab



Treeline

Snowpack stability: **poor**
 Frequency: **some**
 Avalanche size: **medium**

As a consequence of new snow and stormy weather a considerable avalanche danger will prevail. Wind slabs and weakly bonded old snow represent the main danger.

Single winter sport participants can release avalanches easily.

Avalanches can be triggered in the weakly bonded old snow and reach large size in isolated cases. The avalanche prone locations are to be found on steep shady slopes above the tree line and on steep sunny slopes above approximately 2400 m. These places are difficult to recognise. The prevalence of the avalanche prone locations will increase with altitude. Caution is to be exercised at transitions from a shallow to a deep snowpack.

As a consequence of new snow and a strong to storm force wind from variable directions, avalanche prone wind slabs formed. The avalanche prone locations for dry avalanches are to be found in particular adjacent to ridgelines and in gullies and bowls and on steep shady slopes. On wind-loaded slopes individual natural avalanches are possible.

As a consequence of solar radiation individual loose snow avalanches are to be expected as the day progresses. In addition mostly small gliding avalanches are to be expected, in particular on steep grassy slopes at low and intermediate altitudes.

Snowpack

Danger patterns

dp.1: deep persistent weak layer

dp.6: cold, loose snow and wind

15 to 25 cm of snow, and even more in some localities, has fallen. Some snow will fall on Tuesday, especially in the north. Since yesterday the wind has been strong to storm force over a wide area.

Faceted weak layers exist in the bottom section of the snowpack at elevated altitudes. Faceted weak layers exist in the top section of the snowpack especially on shady slopes.

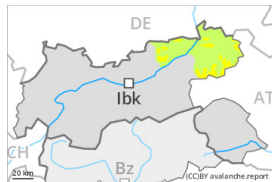
Fresh wind slabs are lying on soft layers at elevated altitudes.

Tendency



The avalanche danger will persist. The wind will be moderate to strong.

Danger Level 2 - Moderate



Tendency: Constant avalanche danger →
on Wednesday 11 01 2023



Wind slab



Snowpack stability: **poor**

Frequency: **some**

Avalanche size: **small**

Fresh wind slabs represent the main danger.

As a consequence of new snow and a strong to storm force wind from variable directions, sometimes avalanche prone wind slabs formed above the tree line. The fresh wind slabs are mostly small but in some cases prone to triggering. Caution is to be exercised in particular on very steep shady slopes, and adjacent to ridgelines.

Snowpack

Danger patterns

dp.6: cold, loose snow and wind

Up to 15 cm of snow has fallen. Some snow will fall on Tuesday. Since yesterday the wind has been strong to storm force over a wide area.

Fresh wind slabs are lying on soft layers in particular on shady slopes at high altitude.

Only a small amount of snow is lying for the time of year.

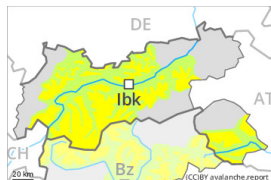
Tendency

Fresh wind slabs require caution.

Danger Level 2 - Moderate



Tendency: Constant avalanche danger →
 on Wednesday 11 01 2023



Persistent weak layer



Treeline

Snowpack stability: **poor**
 Frequency: **some**
 Avalanche size: **medium**



Wind slab



Treeline

Snowpack stability: **poor**
 Frequency: **some**
 Avalanche size: **medium**

Wind slabs and weakly bonded old snow require caution.

Avalanches can be triggered in the weakly bonded old snow and reach medium size. The avalanche prone locations are to be found on steep shady slopes above the tree line and on steep sunny slopes above approximately 2600 m. These places are difficult to recognise. The prevalence of the avalanche prone locations will increase with altitude. Caution is to be exercised at transitions from a shallow to a deep snowpack.

As a consequence of new snow and a strong to storm force wind from variable directions, avalanche prone wind slabs formed. These avalanche prone locations are to be found in particular adjacent to ridgelines and in gullies and bowls and on steep shady slopes. On wind-loaded slopes individual natural avalanches are possible, but they will be mostly small.

As a consequence of solar radiation individual loose snow avalanches are possible as the day progresses.

Snowpack

Danger patterns

dp.1: deep persistent weak layer

dp.6: cold, loose snow and wind

5 to 15 cm of snow, and even more in some localities, has fallen. Some snow will fall on Tuesday, especially in the north. Since yesterday the wind has been strong to storm force over a wide area.

Faceted weak layers exist in the bottom section of the snowpack at elevated altitudes. Faceted weak layers exist in the top section of the snowpack especially on shady slopes.

Fresh wind slabs are lying on soft layers at elevated altitudes.

The snowpack will become increasingly prone to triggering.

Tendency

The avalanche danger will persist. The wind will be moderate to strong.