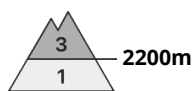




Danger Level 3 - Considerable



Tendency: Constant avalanche danger →
 on Wednesday 18 01 2023



Wind slab



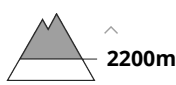
Snowpack stability: **poor**

Frequency: **many**

Avalanche size: **medium**



Persistent weak layer



Snowpack stability: **poor**

Frequency: **some**

Avalanche size: **large**

Fresh wind slabs are to be evaluated with care and prudence. Weakly bonded old snow above approximately 2200 m.

Single winter sport participants can release avalanches. These can penetrate even deep layers and reach large size in isolated cases. This applies in particular adjacent to ridgelines in high Alpine regions.

As a consequence of new snow and strong wind the wind slabs will increase in size additionally. The avalanche prone locations are to be found in particular adjacent to ridgelines and in gullies and bowls and on steep shady slopes. The prevalence of these avalanche prone locations will increase with altitude. Dry avalanches can additionally in some places be released in deeper layers by a single winter sport participant. The avalanche prone locations are to be found in all aspects above approximately 2200 m. Caution is to be exercised in particular on steep west, north and east facing slopes above approximately 2400 m, especially at transitions from a shallow to a deep snowpack. The avalanche prone locations are difficult to recognise. Whumpfung sounds and the formation of shooting cracks when stepping on the snowpack can indicate the danger.

Caution and restraint are advisable.

Snowpack

Danger patterns

dp.6: cold, loose snow and wind

dp.1: deep persistent weak layer

Some snow will fall over a wide area. The strong wind will transport the new snow and, in some cases, old snow as well. The fresh and older wind slabs are lying on soft layers above approximately 2200 m.

The snowpack will be in most cases subject to considerable local variations.

Faceted weak layers exist in the bottom section of the old snowpack. This applies in all aspects above approximately 2200 m, especially on west, north and east facing slopes above approximately 2400 m.

The fresh wind slabs are lying on soft layers in particular on shady slopes and at elevated altitudes.

Tendency



Wind slabs and weakly bonded old snow require caution. The avalanche danger will persist.



Danger Level 3 - Considerable



Treeline

Tendency: Constant avalanche danger →

on Wednesday 18 01 2023



Wind slab



Treeline

Snowpack stability: **poor**

Frequency: **many**

Avalanche size: **medium**



Persistent weak layer



2200m

Snowpack stability: **poor**

Frequency: **some**

Avalanche size: **medium**

Wind slabs and weakly bonded old snow represent the main danger.

The new snow and wind slabs of the last few days can be released by a single winter sport participant. Avalanches can penetrate even deep layers and reach medium size. The avalanche prone locations are to be found in all aspects. They are covered with new snow and are difficult to recognise. Caution is to be exercised in particular on very steep shady slopes above approximately 2200 m, as well as on very steep sunny slopes at elevated altitudes. Whumpfung sounds and the formation of shooting cracks when stepping on the snowpack can indicate the danger. The prevalence of the avalanche prone locations will increase with altitude. In the afternoon as a consequence of the snowfall there will be an increase in the avalanche danger to level 3 (considerable).

Meticulous route selection is recommended.

Snowpack

Danger patterns

dp.6: cold, loose snow and wind

dp.1: deep persistent weak layer

In some regions up to 20 cm of snow, and even more in some localities, has fallen since Sunday. The fresh snow and the wind slabs formed by the strong to storm force wind are lying on the unfavourable surface of an old snowpack.

Over a wide area 5 to 15 cm of snow will fall from the afternoon. In the southeast more snow will fall. The snowpack will become increasingly prone to triggering.

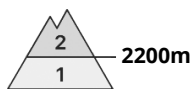
Faceted weak layers exist in the old snowpack. This applies in all aspects above approximately 2200 m, especially on west, north and east facing slopes above approximately 2400 m.

Tendency

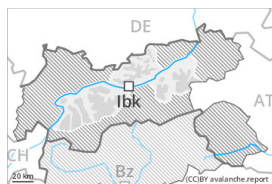
On Wednesday it will be partly cloudy. Some snow will fall until midday in some regions, in particular in the east. The wind will be light to moderate. The avalanche danger will persist.



Danger Level 2 - Moderate



Tendency: Constant avalanche danger →
 on Wednesday 18 01 2023



Wind slab



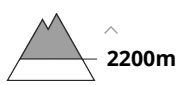
Snowpack stability: **poor**

Frequency: **some**

Avalanche size: **medium**



Persistent weak layer



Snowpack stability: **poor**

Frequency: **some**

Avalanche size: **medium**

Fresh wind slabs are to be evaluated with care and prudence. Weakly bonded old snow above approximately 2200 m.

Single winter sport participants can release avalanches. These can penetrate even deep layers and reach medium size. This applies in particular adjacent to ridgelines in high Alpine regions.

As a consequence of new snow and strong wind the wind slabs will increase in size additionally. The avalanche prone locations are to be found in particular adjacent to ridgelines and in gullies and bowls and on steep shady slopes. The prevalence of these avalanche prone locations will increase with altitude. Dry avalanches can additionally in some places be released in deeper layers by a single winter sport participant. The avalanche prone locations are to be found in all aspects above approximately 2200 m. Caution is to be exercised in particular on steep west, north and east facing slopes above approximately 2400 m, especially at transitions from a shallow to a deep snowpack. The avalanche prone locations are difficult to recognise. Whumpfung sounds and the formation of shooting cracks when stepping on the snowpack can indicate the danger.

Caution and restraint are advisable.

Snowpack

Danger patterns

dp.6: cold, loose snow and wind

dp.1: deep persistent weak layer

Some snow will fall over a wide area. The strong wind will transport the new snow and, in some cases, old snow as well. The fresh and older wind slabs are lying on soft layers above approximately 2200 m.

The snowpack will be in most cases subject to considerable local variations.

Faceted weak layers exist in the bottom section of the old snowpack. This applies in all aspects above approximately 2200 m, especially on west, north and east facing slopes above approximately 2400 m.

The fresh wind slabs are lying on soft layers in particular on shady slopes and at elevated altitudes.

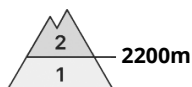
Tendency



Wind slabs and weakly bonded old snow require caution. The avalanche danger will persist.



Danger Level 2 - Moderate



Tendency: Constant avalanche danger →
on Wednesday 18 01 2023



Wind slab



Snowpack stability: **poor**

Frequency: **some**

Avalanche size: **small**

Fresh wind slabs require caution.

As a consequence of new snow and a strong wind, further wind slabs will form. These are mostly small but in some cases prone to triggering.

Avalanche prone locations are to be found especially adjacent to ridgelines and on steep shady slopes above approximately 2200 m.

Snowpack

Danger patterns

dp.6: cold, loose snow and wind

Some snow has fallen over a wide area. As a consequence of a strong wind from southwesterly directions, sometimes avalanche prone wind slabs will form. Fresh wind slabs are lying on soft layers in particular on shady slopes above approximately 2200 m.

Only a small amount of snow is lying for the time of year.

Tendency

Fresh wind slabs require caution.

The avalanche danger will persist.