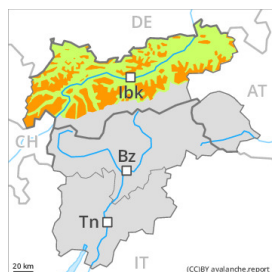




## Danger Level 3 - Considerable



Treeline

**Tendency: Constant avalanche danger** →

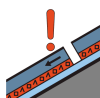
on Thursday 26 01 2023



Wind slab



Treeline

Snowpack stability: **poor**Frequency: **many**Avalanche size: **medium**

Persistent weak layer



2200m

Snowpack stability: **poor**Frequency: **few**Avalanche size: **medium**

Wind slabs require caution, especially adjacent to ridgelines in all aspects.

As a consequence of a sometimes strong easterly wind, further wind slabs formed on Monday. The fresh and older wind slabs can be released even by a single winter sport participant. Caution is to be exercised at their margins in particular. As a consequence of warming, the likelihood of slab avalanches being released will increase for a while. Mostly avalanches are medium-sized. The avalanche prone locations are to be found in all aspects above the tree line, in particular adjacent to ridgelines and in pass areas, as well as in gullies and bowls, and behind abrupt changes in the terrain. Caution is to be exercised, including in areas close to the tree line. At elevated altitudes the avalanche prone locations are more prevalent.

As a consequence of warming during the day and solar radiation loose snow avalanches are possible. This applies especially on rocky sunny slopes.

Additionally avalanches can also be triggered in deep layers. Such avalanche prone locations are to be found on steep, little used shady slopes above approximately 2200 m and on steep sunny slopes above approximately 2500 m.

Backcountry touring and other off-piste activities call for experience in the assessment of avalanche danger and careful route selection.

## Snowpack

### Danger patterns

dp.6: cold, loose snow and wind

dp.1: deep persistent weak layer

As a consequence of a sometimes strong wind from northeasterly directions, extensive wind slabs formed in the last few days. These are lying on soft layers. The snowpack remains prone to triggering especially adjacent to ridgelines in all aspects.

Faceted weak layers exist in the old snowpack, especially on shady slopes above approximately 2200 m, as well as on sunny slopes above approximately 2500 m. Stability tests and field observations confirm that the stability of the snowpack varies greatly within a small area.

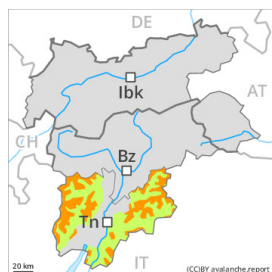
## Tendency



Above the tree line a considerable avalanche danger will persist.



## Danger Level 3 - Considerable



Treeline

**Tendency: Constant avalanche danger** →

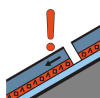
on Thursday 26 01 2023



Wind slab



Treeline

Snowpack stability: **very poor**Frequency: **many**Avalanche size: **medium**

Persistent weak layer



2200m

Snowpack stability: **poor**Frequency: **some**Avalanche size: **medium**

The current avalanche situation calls for caution and restraint. Fresh wind slabs require caution.

As a consequence of new snow and a sometimes strong wind, sometimes large wind slabs formed. The fresh and somewhat older wind slabs can be released even by a single winter sport participant in all aspects, especially in areas close to the tree line, and above the tree line. These avalanche prone locations are sometimes covered with new snow. As a consequence of warming during the day and the solar radiation, the likelihood of slab avalanches being released will increase for a while. Mostly avalanches are medium-sized.

Additionally avalanches can also be released in deep layers. Such avalanche prone locations are to be found on steep, little used shady slopes above approximately 2200 m and on steep sunny slopes above approximately 2500 m. Especially transitions from a shallow to a deep snowpack are unfavourable.

As a consequence of warming during the day and solar radiation loose snow avalanches are to be expected as the day progresses, in particular on extremely steep sunny slopes.

Backcountry touring and other off-piste activities call for defensive route selection.

## Snowpack

### Danger patterns

dp.6: cold, loose snow and wind

dp.1: deep persistent weak layer

Over a wide area 10 to 20 cm of snow, and even more in some localities, has fallen since Monday. The fresh snow and the wind slabs are lying on top of a weakly bonded old snowpack.

Faceted weak layers exist in the old snowpack, especially on shady slopes above approximately 2200 m, as well as on sunny slopes above approximately 2500 m.

The snowpack remains quite prone to triggering. Whumpfung sounds and the formation of shooting cracks when stepping on the snowpack are a clear indication.

## Tendency

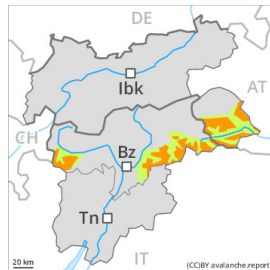
Considerable avalanche danger will prevail. The fresh and older wind slabs are bonding only slowly with



the old snowpack. The snowpack remains quite prone to triggering.



## Danger Level 3 - Considerable



**Tendency: Constant avalanche danger** →

on Thursday 26 01 2023



Wind slab



Treeline

Snowpack stability: **very poor**

Frequency: **many**

Avalanche size: **medium**



Persistent weak layer



2200m

Snowpack stability: **poor**

Frequency: **some**

Avalanche size: **medium**

The current avalanche situation calls for caution and restraint. Fresh wind slabs require caution.

As a consequence of new snow and a sometimes strong wind, sometimes large wind slabs formed. The fresh and somewhat older wind slabs can be released even by a single winter sport participant in all aspects, especially in areas close to the tree line, and above the tree line. These avalanche prone locations are sometimes covered with new snow. As a consequence of warming during the day and the solar radiation, the likelihood of slab avalanches being released will increase for a while. Mostly avalanches are medium-sized.

Additionally avalanches can also be released in deep layers. Such avalanche prone locations are to be found on steep, little used shady slopes above approximately 2200 m and on steep sunny slopes above approximately 2500 m. Especially transitions from a shallow to a deep snowpack are unfavourable.

As a consequence of warming during the day and solar radiation loose snow avalanches are to be expected as the day progresses, in particular on extremely steep sunny slopes.

Backcountry touring and other off-piste activities call for defensive route selection.

## Snowpack

### Danger patterns

dp.6: cold, loose snow and wind

dp.1: deep persistent weak layer

Over a wide area 10 to 20 cm of snow, and even more in some localities, has fallen since Monday. The fresh snow and the wind slabs are lying on top of a weakly bonded old snowpack.

Faceted weak layers exist in the old snowpack, especially on shady slopes above approximately 2200 m, as well as on sunny slopes above approximately 2500 m.

The snowpack remains quite prone to triggering. Whumpfung sounds and the formation of shooting cracks when stepping on the snowpack are a clear indication.

## Tendency

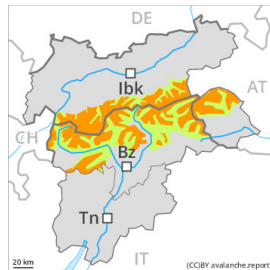
Considerable avalanche danger will prevail. The fresh and older wind slabs are bonding only slowly with



the old snowpack. The snowpack remains quite prone to triggering.



## Danger Level 3 - Considerable



**Tendency: Constant avalanche danger** →

on Thursday 26 01 2023



Wind slab



^  
Treeline

Snowpack stability: **poor**

Frequency: **many**

Avalanche size: **medium**



Persistent  
weak layer



^  
2200m

Snowpack stability: **poor**

Frequency: **some**

Avalanche size: **medium**

Considerable avalanche danger will prevail. Wind slabs and weakly bonded old snow represent the main danger.

The fresh and older wind slabs can be released even by a single winter sport participant in all aspects, in particular in areas close to the tree line, and above the tree line. At elevated altitudes the avalanche prone locations are more prevalent. Mostly avalanches are medium-sized.

Additionally avalanches can also be released in deep layers. Such avalanche prone locations are to be found on steep, little used shady slopes above approximately 2200 m and on steep sunny slopes above approximately 2500 m. Especially transitions from a shallow to a deep snowpack are unfavourable.

Backcountry touring and other off-piste activities call for caution and restraint.

## Snowpack

### Danger patterns

dp.6: cold, loose snow and wind

dp.1: deep persistent weak layer

Fresh wind slabs are lying on weak layers in all aspects above the tree line.

Faceted weak layers exist in the old snowpack, especially on shady slopes above approximately 2200 m, as well as on sunny slopes above approximately 2500 m.

The snowpack remains quite prone to triggering. Whumpfung sounds and the formation of shooting cracks when stepping on the snowpack are a clear indication.

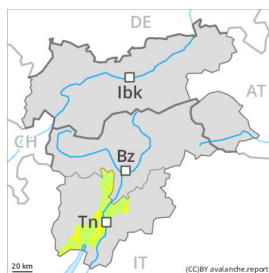
## Tendency

Considerable avalanche danger will prevail. The fresh and older wind slabs are bonding only slowly with the old snowpack. The snowpack remains quite prone to triggering.





## Danger Level 2 - Moderate



**Tendency: Constant avalanche danger** →

on Thursday 26 01 2023



Wind slab



Treeline

Snowpack stability: **poor**

Frequency: **some**

Avalanche size: **small**

Moderate avalanche danger will be encountered in some regions.

As a consequence of new snow and wind, avalanche prone wind slabs formed in the last few days in some places. Avalanche prone locations for dry avalanches are to be found on very steep slopes, in particular in areas close to the tree line, and above the tree line. Caution is to be exercised adjacent to ridgelines and in gullies and bowls. The mostly small wind slabs are to be bypassed in particular in terrain where there is a danger of falling.

### Snowpack

#### Danger patterns

dp.6: cold, loose snow and wind

As a consequence of new snow and a moderate to strong wind from northeasterly directions, mostly small wind slabs formed. Over a wide area new snow and wind slabs are lying on a hard crust. In some places wind slabs are lying on soft layers.

### Tendency

Fresh wind slabs require caution.



## Danger Level 2 - Moderate



**Tendency: Constant avalanche danger** →

on Thursday 26 01 2023



Wind slab



Treeline

Snowpack stability: **poor**

Frequency: **some**

Avalanche size: **small**

Moderate avalanche danger will be encountered in some regions.

As a consequence of new snow and wind, avalanche prone wind slabs formed in the last few days in some places. Avalanche prone locations for dry avalanches are to be found on very steep slopes, in particular in areas close to the tree line, and above the tree line. Caution is to be exercised adjacent to ridgelines and in gullies and bowls. The mostly small wind slabs are to be bypassed in particular in terrain where there is a danger of falling.

### Snowpack

#### Danger patterns

dp.6: cold, loose snow and wind

As a consequence of new snow and a moderate to strong wind from northeasterly directions, mostly small wind slabs formed. In some places wind slabs are lying on soft layers. From a snow sport perspective, in most cases insufficient snow is lying.

### Tendency

Fresh wind slabs require caution.