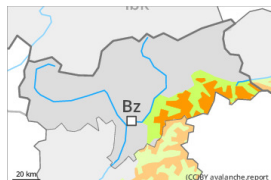


## Danger Level 3 - Considerable



Treeline

**Tendency: Constant avalanche danger** →  
 on Monday 30 01 2023



Wind slab



Treeline

Snowpack stability: **poor**

Frequency: **many**

Avalanche size: **medium**



Persistent weak layer



2200m

Snowpack stability: **poor**

Frequency: **some**

Avalanche size: **medium**

Backcountry touring and other off-piste activities call for caution. Wind slabs and weakly bonded old snow represent the main danger.

The fresh and somewhat older wind slabs can be released by a single winter sport participant in particular on west to north to east facing aspects, in particular above the tree line. Slopes adjacent to ridgelines are especially unfavourable. Mostly avalanches are medium-sized.

Additionally avalanches can also be released in deep layers. Such avalanche prone locations are to be found on steep, little used shady slopes above approximately 2200 m and on steep sunny slopes above approximately 2500 m. Especially transitions from a shallow to a deep snowpack are unfavourable.

### Snowpack

**Danger patterns**

dp.6: cold, loose snow and wind

dp.1: deep persistent weak layer

The sometimes large wind slabs of the last few days are poorly bonded with the old snowpack.

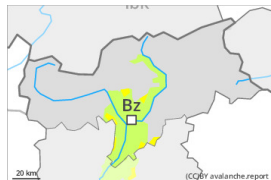
Faceted weak layers exist in the old snowpack, especially on shady slopes above approximately 2200 m, as well as on sunny slopes above approximately 2500 m.

The snowpack remains quite prone to triggering. Whumpfung sounds and the formation of shooting cracks when stepping on the snowpack are a clear indication.

### Tendency

Fresh wind slabs require caution. The old snowpack remains in some cases prone to triggering. As a consequence of a gathering storm force northwesterly wind, avalanche prone wind slabs will form on Monday. For this reason the avalanche danger will increase.

## Danger Level 2 - Moderate



**Tendency: Increasing avalanche danger**  
on Monday 30 01 2023



Wind slab



Treeline

Snowpack stability: **poor**

Frequency: **some**

Avalanche size: **small**

### Moderate avalanche danger will persist in some regions.

Avalanches can in some cases be released in near-surface layers. Such avalanche prone locations are to be found in particular adjacent to ridgelines and in gullies and bowls above the tree line. Mostly avalanches are small. The somewhat older wind slabs are to be bypassed in particular in terrain where there is a danger of falling.

### Snowpack

#### Danger patterns

dp.6: cold, loose snow and wind

As a consequence of wind from easterly directions, mostly small wind slabs formed in the last few days. In some cases wind slabs are lying on soft layers.


Hardly any weak layers exist in the old snowpack.

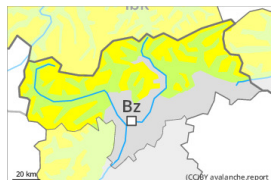
### Tendency

As a consequence of a gathering storm force northwesterly wind, mostly small wind slabs will form on Monday. For this reason the avalanche danger will increase a little.

## Danger Level 2 - Moderate



**Tendency: Increasing avalanche danger**   
 on Monday 30 01 2023



Wind slab



Snowpack stability: **poor**

Frequency: **some**

Avalanche size: **medium**



Persistent weak layer



Snowpack stability: **poor**

Frequency: **some**

Avalanche size: **medium**

### Wind slabs and weakly bonded old snow require caution.

The somewhat older wind slabs can be released by a single winter sport participant in some cases on west to north to east facing aspects, in particular above approximately 2200 m. Slopes adjacent to ridgelines are especially unfavourable. Mostly avalanches are medium-sized.

Additionally avalanches can also be released in deep layers. Such avalanche prone locations are to be found on steep, little used shady slopes above approximately 2200 m and on steep sunny slopes above approximately 2500 m. Especially transitions from a shallow to a deep snowpack are unfavourable.

Backcountry touring and other off-piste activities call for a certain restraint.

### Snowpack

**Danger patterns**

dp.6: cold, loose snow and wind

dp.1: deep persistent weak layer

Wind slabs are lying on weak layers in particular on west to north to east facing aspects above the tree line. The more recent wind slabs will be deposited on surface hoar in some places, in particular on the Main Alpine Ridge and to the north.

Faceted weak layers exist in the old snowpack, especially on shady slopes above approximately 2200 m, as well as on sunny slopes above approximately 2500 m.

### Tendency

Fresh wind slabs require caution. The old snowpack remains in some cases prone to triggering. As a consequence of new snow and a gathering storm force northwesterly wind, sometimes avalanche prone wind slabs will form on Monday. For this reason the avalanche danger will increase during the day, in the regions exposed to a lot of wind in particular in the northwest and.