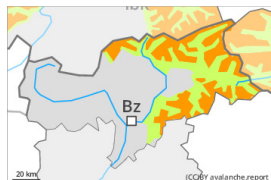


Danger Level 3 - Considerable



Treeline

Tendency: Constant avalanche danger →
 on Wednesday 01 02 2023



Wind slab



Treeline

Snowpack stability: **poor**

Frequency: **many**

Avalanche size: **medium**



Persistent weak layer



2200m

Snowpack stability: **poor**

Frequency: **some**

Avalanche size: **medium**

Backcountry touring and other off-piste activities call for caution. Wind slabs and weakly bonded old snow represent the main danger.

As a consequence of new snow and a strong to storm force northwesterly wind, avalanche prone wind slabs will form in all aspects. These can be released even by a single winter sport participant above the tree line. Slopes adjacent to ridgelines are especially unfavourable. Individual avalanche prone locations are to be found also in areas close to the tree line. Mostly avalanches are medium-sized. The prevalence of avalanche prone locations and likelihood of triggering will increase with altitude. Additionally avalanches can also be released in deep layers. Such avalanche prone locations are to be found on steep, little used shady slopes above approximately 2200 m and on steep sunny slopes above approximately 2500 m.

Snowpack

Danger patterns

dp.6: cold, loose snow and wind

dp.1: deep persistent weak layer

On Tuesday the wind will be strong to storm force over a wide area. The fresh and older wind slabs will be deposited on soft layers in all aspects. The more recent wind slabs will be deposited on surface hoar in some places, in particular on the Main Alpine Ridge and to the north. The snowpack will be prone to triggering in some places.

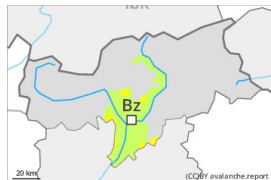
Faceted weak layers exist in the old snowpack, especially on shady slopes above approximately 2200 m, as well as on sunny slopes above approximately 2500 m.

Whumphing sounds and the formation of shooting cracks when stepping on the snowpack are a clear indication of a weakly bonded snowpack.

Tendency

Fresh wind slabs require caution. As a consequence of a strong wind from northerly directions, further wind slabs will form on Wednesday. The snowpack remains in some cases prone to triggering.

Danger Level 2 - Moderate



Tendency: Constant avalanche danger →
on Wednesday 01 02 2023



Wind slab



Treeline

Snowpack stability: **poor**

Frequency: **some**

Avalanche size: **small**

Fresh wind slabs require caution.

The wind will be strong at times. Adjacent to ridgelines as well as at elevated altitudes mostly small wind slabs will form. These can be released by a single winter sport participant in isolated cases. They are to be avoided in very steep terrain. Mostly avalanches are small.

Snowpack

Danger patterns

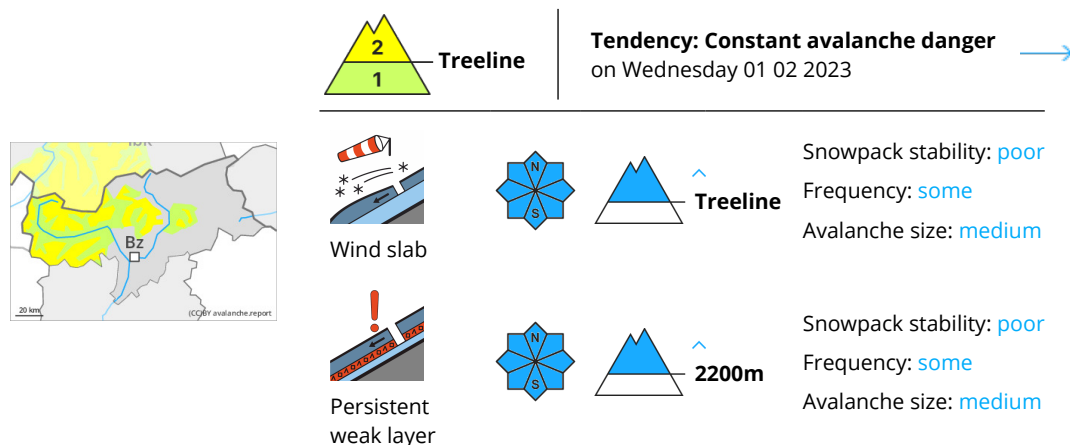
dp.6: cold, loose snow and wind

As a consequence of a gathering strong northerly wind, mostly small wind slabs will form since Monday. The strong wind will transport the loosely bonded old snow. The fresh wind slabs are bonding only slowly with the old snowpack in particular on very steep shady slopes. Hardly any weak layers exist in the old snowpack.

Tendency

The wind slabs are bonding only slowly with the old snowpack in particular on very steep shady slopes.

Danger Level 2 - Moderate



Fresh and older wind slabs represent the main danger. Weakly bonded old snow is to be evaluated with care and prudence.

As a consequence of the strong to storm force northwesterly wind, the snow drift accumulations will increase in size on Tuesday. In all aspects avalanche prone wind slabs will form. These can be released even by a single winter sport participant above the tree line. Slopes adjacent to ridgelines are especially unfavourable. Individual avalanche prone locations are to be found also in areas close to the tree line. Mostly avalanches are medium-sized. The prevalence of avalanche prone locations and likelihood of triggering will increase with altitude.

Additionally avalanches can also be released in deep layers. Such avalanche prone locations are to be found on steep, little used shady slopes above approximately 2200 m and on steep sunny slopes above approximately 2500 m.

Snowpack

Danger patterns

dp.6: cold, loose snow and wind

dp.1: deep persistent weak layer

The strong wind will transport the new snow and, in some cases, old snow as well. The fresh wind slabs will be deposited on soft layers in all aspects. They are lying on surface hoar in some places, in particular on the Main Alpine Ridge and to the north.

Faceted weak layers exist in the old snowpack, especially on shady slopes above approximately 2200 m, as well as on sunny slopes above approximately 2500 m.

Tendency

Fresh wind slabs require caution. As a consequence of a strong wind from northerly directions, further wind slabs will form on Wednesday. The snowpack remains in some cases prone to triggering.