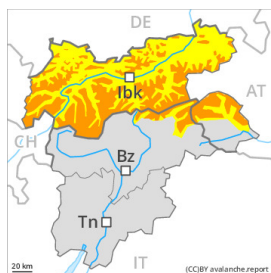


Danger Level 3 - Considerable



Tendency: Constant avalanche danger →
 on Tuesday 07 02 2023



Persistent weak layer



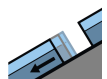
Snowpack stability: **very poor**
 Frequency: **some**
 Avalanche size: **large**



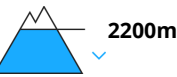
Wind slab



Snowpack stability: **poor**
 Frequency: **some**
 Avalanche size: **large**



Gliding snow



Snowpack stability: **very poor**
 Frequency: **few**
 Avalanche size: **medium**

The avalanche conditions remain unfavourable. Great caution and restraint are advisable.

The avalanche danger is within the upper range of danger level 3 (considerable). The new snow and wind slabs can be released very easily in all aspects. Even single winter sport participants can release avalanches in some places, including large ones. The avalanche prone locations are to be found in areas close to the tree line and above the tree line. These places are quite prevalent and are barely recognisable, even to the trained eye. At transitions from a shallow to a deep snowpack, when entering gullies and bowls for example the likelihood of avalanches being released is greater. Remotely triggered avalanches are possible.

Additionally avalanches can also penetrate deep layers. Such avalanche prone locations are to be found in steep terrain above the tree line.

Below approximately 2200 m medium-sized gliding avalanches are possible, in particular in the regions with a lot of snow.

Snowpack

Danger patterns

dp.1: deep persistent weak layer

dp.6: cold, loose snow and wind

The snowpack will be prone to triggering. The large quantity of fresh snow and the sometimes large wind slabs formed during the snowfall are poorly bonded with the old snowpack in some places above approximately 1800 m. Field observations and artificially triggered avalanches confirm the unfavourable bonding of the snowpack.

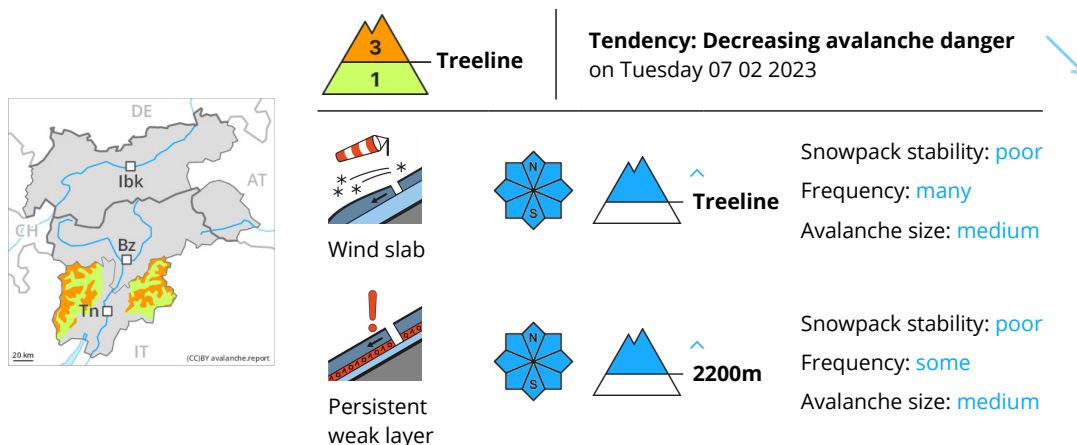
Faceted weak layers exist in the old snowpack, especially on steep shady slopes above the tree line, and in areas close to the tree line, this also applies on steep sunny slopes above approximately 2300 m.



Tendency

Tuesday: In these regions there will be a decrease in the danger within the current danger level. The new snow and wind slabs remain in some cases prone to triggering above the tree line. Backcountry touring and other off-piste activities call for caution and restraint.

Danger Level 3 - Considerable



The wind slabs can be released easily.

The more recent wind slabs can be released by a single winter sport participant in all aspects above the tree line. Individual avalanche prone locations are to be found also in areas close to the tree line. Caution is to be exercised in gullies and bowls, and behind abrupt changes in the terrain. Mostly avalanches are medium-sized.

Additionally avalanches can also be released in the old snowpack. Such avalanche prone locations are to be found on steep, little used shady slopes above approximately 2200 m and on steep sunny slopes above approximately 2500 m.

Snowpack

Danger patterns

dp.6: cold, loose snow and wind

dp.1: deep persistent weak layer

As a consequence of the strong wind the wind slabs have increased in size additionally on Saturday.

The new snow and wind slabs are lying on top of a weakly bonded old snowpack, in particular in shady places that are protected from the wind.

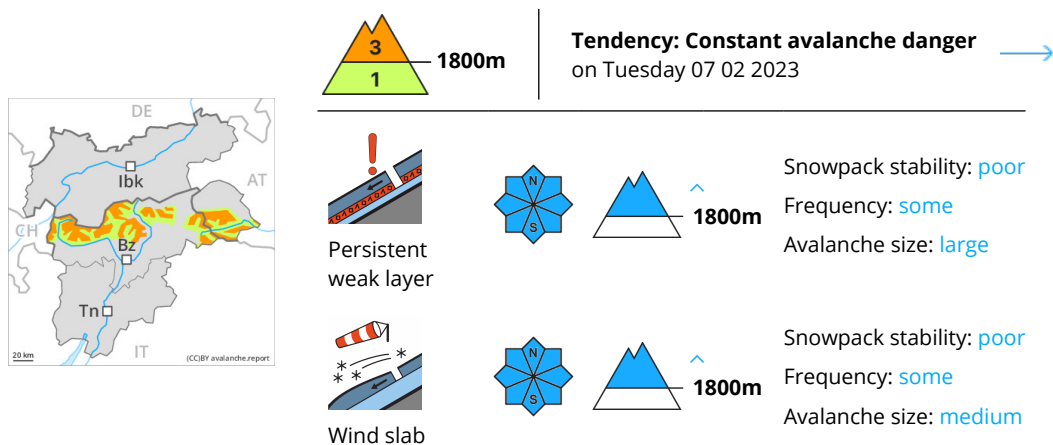
Faceted weak layers exist in the snowpack, especially on shady slopes above approximately 2200 m, as well as on sunny slopes above approximately 2500 m.

Isolated whumping sounds indicate the existence of a weak snowpack.

Tendency

Wind slabs remain prone to triggering. They are to be evaluated with care and prudence in particular in very steep terrain. The avalanche danger will decrease gradually.

Danger Level 3 - Considerable



The off-piste conditions remain to some extent unfavourable.

New snow and wind slabs can in some places be released easily. The avalanche prone locations are to be found on steep slopes of all aspects above approximately 1800 m. Caution is to be exercised in particular also in areas close to the tree line. Remotely triggered avalanches are possible in isolated cases. Mostly avalanches are medium-sized. In the regions exposed to heavier precipitation the avalanche prone locations are more prevalent and larger. Additionally avalanches can also release deeper layers of the snowpack. This applies in shady places that are protected from the wind, as well as on steep sunny slopes at elevated altitudes.

Individual avalanche prone locations for gliding avalanches are to be found on steep grassy slopes below approximately 2200 m.

Snowpack

Danger patterns

dp.1: deep persistent weak layer

dp.6: cold, loose snow and wind

The snowpack will be quite prone to triggering. The fresh snow of the last few days and in particular the extensive wind slabs are poorly bonded with the old snowpack in some places above the tree line, this also applies in areas close to the tree line.

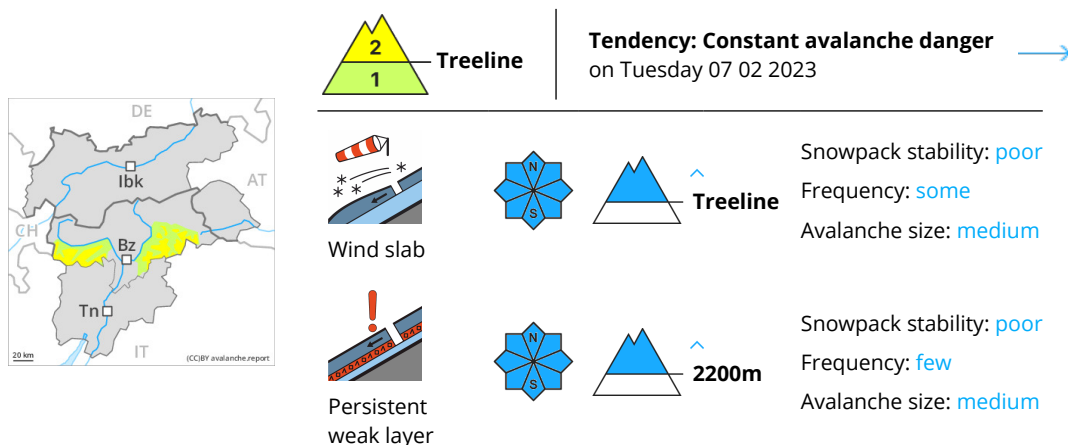
Faceted weak layers exist in the old snowpack.

Above the tree line snow depths vary greatly, depending on the influence of the wind.

Tendency

Tuesday: The weather conditions will give rise to gradual consolidation of the snowpack. Wind slabs and weakly bonded old snow require caution.

Danger Level 2 - Moderate



Wind slabs are in some cases prone to triggering.

The no longer entirely fresh wind slabs can be released by a single winter sport participant in some cases in all aspects above the tree line. Individual avalanche prone locations are to be found also in areas close to the tree line. Caution is to be exercised in gullies and bowls, and behind abrupt changes in the terrain, especially on very steep shady slopes. The avalanche prone locations are clearly recognisable to the trained eye. Mostly avalanches are medium-sized.

In isolated cases avalanches can also be released in the old snowpack. Such avalanche prone locations are to be found on steep, little used shady slopes above approximately 2200 m and on steep sunny slopes above approximately 2500 m.

Snowpack

Danger patterns

dp.6: cold, loose snow and wind

dp.1: deep persistent weak layer

As a consequence of new snow and a strong to storm force wind, wind slabs formed in the last few days over a wide area. The clearly visible wind slabs are bonding only slowly with the old snowpack. They are lying on unfavourable layers in particular on wind-protected shady slopes.

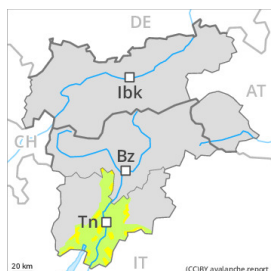
Faceted weak layers exist in the snowpack, especially on shady slopes above approximately 2200 m, as well as on sunny slopes above approximately 2500 m.

Especially at low and intermediate altitudes only a small amount of snow is lying for the time of year. Above the tree line snow depths vary greatly, depending on the influence of the wind.

Tendency

The weather conditions will give rise to gradual consolidation of the snowpack. Wind slabs are to be evaluated with care and prudence.

Danger Level 2 - Moderate



Tendency: Decreasing avalanche danger
on Tuesday 07 02 2023



Wind slab



Treeline

Snowpack stability: **poor**

Frequency: **some**

Avalanche size: **small**

Fresh wind slabs require caution.

The fresh wind slabs can be released by a single winter sport participant in all aspects above the tree line. Caution is to be exercised adjacent to ridgelines, as well as in gullies and bowls, and behind abrupt changes in the terrain. Wind slabs are to be avoided especially in terrain where there is a danger of falling.

Snowpack

Danger patterns

dp.6: cold, loose snow and wind

The small wind slabs are lying on the unfavourable surface of an old snowpack in particular on very steep shady slopes. Hardly any weak layers exist in the old snowpack.

Tendency

Fresh wind slabs are to be evaluated with care and prudence in particular in very steep terrain.

Danger Level 1 - Low



Tendency: Constant avalanche danger →
on Tuesday 07 02 2023

Individual avalanche prone locations are to be found on very steep slopes at elevated altitudes.

As a consequence of a sometimes storm force wind from northerly directions, mostly small wind slabs formed in the last few days in particular above the tree line. The no longer entirely fresh wind slabs can be released by a single winter sport participant in isolated cases in particular on very steep shady slopes above the tree line. Caution is to be exercised adjacent to ridgelines, as well as in gullies and bowls, and behind abrupt changes in the terrain. The avalanche prone locations are rather rare and are easy to recognise. Wind slabs are to be avoided especially in terrain where there is a danger of falling.

Snowpack

Danger patterns

dp.6: cold, loose snow and wind

The snowpack will be generally well bonded. Hardly any weak layers exist in the old snowpack. The fresh and older wind slabs have settled a little. Snow depths vary greatly, depending on the influence of the wind. Only a small amount of snow is lying for the time of year.

Tendency

Low avalanche danger will prevail.