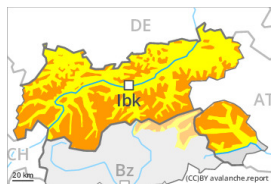


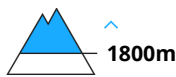
## Danger Level 3 - Considerable



**Tendency: Constant avalanche danger** →  
 on Wednesday 08 02 2023



Persistent weak layer



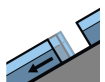
Snowpack stability: **very poor**  
 Frequency: **some**  
 Avalanche size: **large**



Wind slab



Snowpack stability: **poor**  
 Frequency: **some**  
 Avalanche size: **medium**



Gliding snow



Snowpack stability: **very poor**  
 Frequency: **few**  
 Avalanche size: **medium**

The avalanche conditions remain unfavourable. Caution and restraint are advisable.

The avalanche danger is within the upper range of danger level 3 (considerable). Weak layers in the old snowpack can be released very easily in all aspects. The avalanche prone locations are to be found in all aspects above the tree line, also in areas close to the tree line. The avalanche prone locations are quite prevalent and are barely recognisable, even to the trained eye. In some cases the avalanches are large. At transitions from a shallow to a deep snowpack, when entering gullies and bowls for example the likelihood of avalanches being released is greater. Remotely triggered avalanches are possible in isolated cases.

Below approximately 2200 m medium-sized gliding avalanches are possible, in particular in the regions with a lot of snow.

### Snowpack

**Danger patterns**

dp.1: deep persistent weak layer

dp.6: cold, loose snow and wind

The snowpack will be prone to triggering. Distinct weak layers exist in the old snowpack in all aspects, especially on steep shady slopes above the tree line, and in areas close to the tree line, this also applies on steep sunny slopes above approximately 2300 m.

Stability tests and field observations confirm the unfavourable bonding of the snowpack.

### Tendency

Wednesday: The snowpack remains prone to triggering. Backcountry touring and other off-piste activities call for caution and restraint.

## Danger Level 3 - Considerable



**Tendency: Constant avalanche danger** →  
 on Wednesday 08 02 2023



Persistent weak layer



Snowpack stability: **very poor**  
 Frequency: **some**  
 Avalanche size: **medium**



Wind slab



Snowpack stability: **poor**  
 Frequency: **some**  
 Avalanche size: **medium**

The avalanche conditions remain to some extent unfavourable. Caution and restraint are advisable.

Weak layers in the old snowpack can be released very easily in all aspects. The avalanche prone locations are to be found in all aspects above the tree line, but in isolated cases also in areas close to the tree line. The avalanche prone locations are quite prevalent and are barely recognisable, even to the trained eye. Mostly the avalanches are medium-sized. At transitions from a shallow to a deep snowpack, when entering gullies and bowls for example the likelihood of avalanches being released is greater. Remotely triggered avalanches are possible in isolated cases.

### Snowpack

**Danger patterns**

dp.1: deep persistent weak layer

dp.6: cold, loose snow and wind

The snowpack will be prone to triggering. Distinct weak layers exist in the old snowpack in all aspects, especially on steep shady slopes above the tree line, and in areas close to the tree line, this also applies on steep sunny slopes above approximately 2300 m.

Stability tests and field observations confirm the unfavourable bonding of the snowpack.

### Tendency

Wednesday: The snowpack remains prone to triggering. Backcountry touring and other off-piste activities call for caution and restraint.