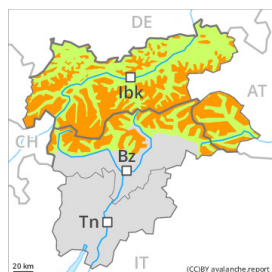




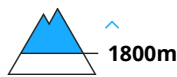
Danger Level 3 - Considerable



Tendency: Constant avalanche danger →
on Thursday 09 02 2023



Persistent
weak layer



Snowpack stability: **very poor**
Frequency: **some**
Avalanche size: **large**



Wind slab



Snowpack stability: **poor**
Frequency: **some**
Avalanche size: **medium**

The avalanche conditions remain unfavourable. Caution and restraint are advisable.

Weak layers in the old snowpack can be released easily. The avalanche prone locations are to be found in all aspects above the tree line, also in areas close to the tree line. The avalanche prone locations are quite prevalent and are barely recognisable, even to the trained eye. In some cases the avalanches are large, in particular in the regions with a lot of snow in the north. At transitions from a shallow to a deep snowpack, when entering gullies and bowls for example the likelihood of avalanches being released is greater. Remotely triggered avalanches are possible in isolated cases.

Below approximately 2200 m medium-sized gliding avalanches are possible, in particular in the regions with a lot of snow.

Snowpack

Danger patterns

dp.1: deep persistent weak layer

dp.6: cold, loose snow and wind

The snowpack will be prone to triggering. Distinct weak layers exist in the old snowpack in all aspects, especially on steep shady slopes above the tree line, and in areas close to the tree line, this also applies on steep sunny slopes above approximately 2300 m.

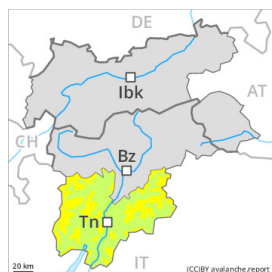
Stability tests and field observations confirm the unfavourable bonding of the snowpack.

Tendency

Thursday: The snowpack remains prone to triggering. Backcountry touring and other off-piste activities call for caution and restraint.



Danger Level 2 - Moderate



Tendency: Constant avalanche danger →

on Thursday 09 02 2023



Wind slab

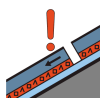


Treeline

Snowpack stability: **poor**

Frequency: **some**

Avalanche size: **medium**



Persistent weak layer



2200m

Snowpack stability: **poor**

Frequency: **few**

Avalanche size: **medium**

Wind slabs are in some cases prone to triggering.

The no longer entirely fresh wind slabs can be released by a single winter sport participant in some cases in all aspects above the tree line. Individual avalanche prone locations are to be found also in areas close to the tree line. Caution is to be exercised in gullies and bowls, and behind abrupt changes in the terrain, especially on steep shady slopes. The avalanche prone locations are sometimes covered with new snow and are therefore barely recognisable. Mostly avalanches are medium-sized.

In isolated cases avalanches can also be released in the old snowpack. Such avalanche prone locations are to be found on steep, little used shady slopes above approximately 2200 m and on steep sunny slopes above approximately 2500 m.

Snowpack

Danger patterns

dp.6: cold, loose snow and wind

dp.1: deep persistent weak layer

Some snow has fallen in some regions. As a consequence of new snow and a strong to storm force wind, wind slabs formed in the last few days over a wide area. They are lying on unfavourable layers in particular on wind-protected shady slopes.

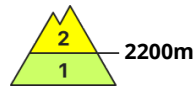
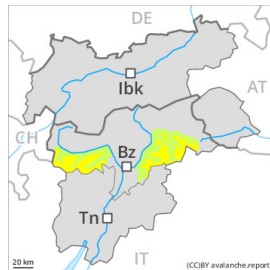
Faceted weak layers exist in the snowpack, especially on shady slopes above approximately 2200 m, as well as on sunny slopes above approximately 2500 m.

Especially at low and intermediate altitudes only a small amount of snow is lying for the time of year. Above the tree line snow depths vary greatly, depending on the influence of the wind.

Tendency

The wintry weather conditions will give rise to slight consolidation of the snowpack.

Danger Level 2 - Moderate



Tendency: Constant avalanche danger →

on Thursday 09 02 2023



Persistent weak layer



Snowpack stability: **poor**

Frequency: **few**

Avalanche size: **medium**



Wind slab



Snowpack stability: **poor**

Frequency: **some**

Avalanche size: **medium**

Wind slabs are in some cases prone to triggering.

The somewhat older wind slabs can be released by a single winter sport participant in some cases in all aspects above the tree line. Individual avalanche prone locations are to be found also in areas close to the tree line. Caution is to be exercised in gullies and bowls, and behind abrupt changes in the terrain, especially on steep shady slopes. Mostly avalanches are medium-sized.

In isolated cases avalanches can also be released in the old snowpack. Such avalanche prone locations are to be found on steep, little used shady slopes above approximately 2200 m and on steep sunny slopes above approximately 2500 m.

Snowpack

Danger patterns

dp.6: cold, loose snow and wind

dp.1: deep persistent weak layer

The somewhat older wind slabs are lying on unfavourable layers in particular on wind-protected shady slopes.

Faceted weak layers exist in the snowpack, especially on shady slopes above approximately 2200 m, as well as on sunny slopes above approximately 2500 m.

Especially at low and intermediate altitudes only a small amount of snow is lying for the time of year. Above the tree line snow depths vary greatly, depending on the influence of the wind.

Tendency

The weather conditions will give rise to slight consolidation of the snowpack. Wind slabs and weakly bonded old snow require caution.



Danger Level 1 - Low



Tendency: Constant avalanche danger →

on Thursday 09 02 2023

Individual avalanche prone locations are to be found on very steep slopes at elevated altitudes.

The somewhat older wind slabs can be released by a single winter sport participant in isolated cases in particular on very steep shady slopes above the tree line. Caution is to be exercised adjacent to ridgelines, as well as in gullies and bowls, and behind abrupt changes in the terrain. The avalanche prone locations are rather rare and are easy to recognise. Wind slabs are to be avoided especially in terrain where there is a danger of falling.

Snowpack

Danger patterns

dp.6: cold, loose snow and wind

The snowpack will be generally well bonded. The fresh and older wind slabs have settled a little. Snow depths vary greatly, depending on the influence of the wind. Only a small amount of snow is lying for the time of year.

Tendency

Low avalanche danger will prevail.