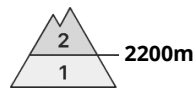
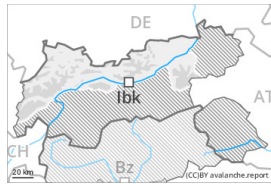






Danger Level 2 - Moderate



Tendency: Constant avalanche danger →
on Friday 24 02 2023



Persistent weak layer



Snowpack stability: **poor**

Frequency: **few**

Avalanche size: **medium**

Weakly bonded old snow and wet snow require caution.

Weak layers in the old snowpack can still be released in some places by individual winter sport participants, especially at transitions from a shallow to a deep snowpack, when entering gullies and bowls for example, as well as in little used backcountry terrain. Caution is to be exercised on steep, little used shady slopes. These avalanche prone locations are rare but are difficult to recognise. Avalanches are medium-sized.

A partly overcast night: Outgoing longwave radiation during the night will be reduced in some case. As a consequence of warming during the day small wet and gliding avalanches are possible below approximately 2400 m. This applies in particular on extremely steep sunny slopes, as well as on steep, rather lightly snow-covered shady slopes below approximately 1800 m.

Backcountry tours should be concluded timely.

Snowpack

Danger patterns

dp.1: deep persistent weak layer

dp.10: springtime scenario

The snowpack will be quite well bonded. Isolated avalanche prone weak layers exist in the bottom section of the snowpack, especially on shady slopes above approximately 2200 m.

The surface of the snowpack will freeze to form a strong crust only at high altitudes and will already be soft in the early morning. Sunshine and high temperatures will give rise as the day progresses to gradual softening of the snowpack. This applies especially on sunny slopes below approximately 2400 m, as well as on steep, rather lightly snow-covered shady slopes below approximately 1800 m.

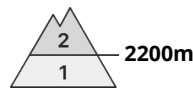
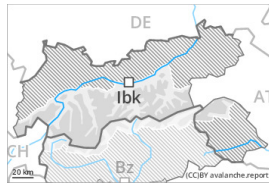
In steep terrain there is a danger of falling on the hard snow surface. The snowpack will be subject to considerable local variations above the tree line. At low and intermediate altitudes less snow than usual is lying.

Tendency

Decrease in danger of wet avalanches as the temperature drops.



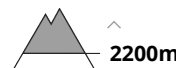
Danger Level 2 - Moderate



Tendency: Constant avalanche danger →
on Friday 24 02 2023



Persistent
weak layer



Snowpack stability: **poor**

Frequency: **few**

Avalanche size: **medium**

Weakly bonded old snow requires caution.

Weak layers in the old snowpack can be released even now easily by individual winter sport participants. This applies in particular on the Main Alpine Ridge and to the north. Caution is to be exercised on steep, little used west, north and east facing slopes above approximately 2200 m, also at transitions from a shallow to a deep snowpack, when entering gullies and bowls for example. These avalanche prone locations are rare but are difficult to recognise. Avalanches are medium-sized.

Outgoing longwave radiation during the night was reduced over a wide area. The danger of wet and gliding avalanches will increase a little during the day, in particular on extremely steep sunny slopes below approximately 2400 m, as well as on steep, rather lightly snow-covered shady slopes below approximately 1800 m.

Snowpack

Danger patterns

dp.1: deep persistent weak layer

dp.10: springtime scenario

The snowpack will be weakly bonded in some places, especially on very steep shady slopes between approximately 2200 and 2600 m, in isolated cases also on very steep west and east facing slopes. The surface of the snowpack is frozen, but not to a significant depth. The solar radiation will give rise as the day progresses to gradual moistening of the snowpack. This applies especially on sunny slopes below approximately 2400 m, as well as on steep, rather lightly snow-covered shady slopes below approximately 1800 m.

In steep terrain there is a danger of falling on the hard snow surface. The snowpack will be subject to considerable local variations above the tree line. At low and intermediate altitudes less snow than usual is lying.

Tendency

Further decrease in danger of wet avalanches as the temperature drops.



Danger Level 1 - Low



Tendency: Constant avalanche danger →
on Friday 24 02 2023

Currently there are favourable conditions generally.

Single winter sport participants can release avalanches only in isolated cases. The avalanche prone locations for dry avalanches are to be found in particular on extremely steep shady slopes and at transitions from a shallow to a deep snowpack. They are very rare but are difficult to recognise.

On extremely steep sunny slopes individual mostly small wet avalanches are possible as a consequence of warming during the day and solar radiation, in particular below approximately 2400 m.

Snowpack

Danger patterns

dp.1: deep persistent weak layer

dp.10: springtime scenario

The snowpack is favourably layered and its surface has a crust that is strong in many cases, in particular on steep sunny slopes. The surface of the snowpack is frozen, but not to a significant depth. The solar radiation will give rise as the day progresses to gradual moistening of the snowpack.

In very isolated cases weak layers exist in the centre of the snowpack, especially on shady slopes above approximately 2200 m, and on sunny slopes at elevated altitudes.

In steep terrain there is a danger of falling on the hard snow surface. The snowpack will be subject to considerable local variations above the tree line. At low and intermediate altitudes less snow than usual is lying.

Tendency

The backcountry touring conditions remain quite favourable.



Danger Level 1 - Low



Tendency: Constant avalanche danger →
on Friday 24 02 2023

Currently there are favourable conditions generally.

Individual avalanche prone locations for dry avalanches are to be found in particular on extremely steep shady slopes and at transitions from a shallow to a deep snowpack. These places are very rare but are difficult to recognise.

On extremely steep sunny slopes individual mostly small wet avalanches are possible as a consequence of warming during the day and solar radiation, in particular below approximately 2400 m.

Snowpack

Danger patterns

dp.1: deep persistent weak layer

dp.10: springtime scenario

The snowpack is favourably layered and its surface has a crust that is strong in many cases, in particular on steep sunny slopes. The surface of the snowpack will freeze to form a strong crust only at high altitudes and will already be soft in the early morning. Sunshine and high temperatures will give rise as the day progresses to increasing moistening of the snowpack.

In very isolated cases weak layers exist in the centre of the snowpack, especially on shady slopes above approximately 2200 m, and on sunny slopes at elevated altitudes.

In steep terrain there is a danger of falling on the hard snow surface. The snowpack will be subject to considerable local variations above the tree line. At low and intermediate altitudes less snow than usual is lying.

Tendency

Decrease in danger of wet avalanches as the temperature drops.