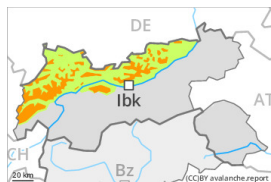


## Danger Level 3 - Considerable



**Tendency: Decreasing avalanche danger**  
on Tuesday 28 02 2023



New snow



Treeline

Snowpack stability: **poor**

Frequency: **many**

Avalanche size: **medium**

### New snow and wind slabs represent the main danger.

Large quantities of fresh snow and the wind-drifted snow of the last few days represent the main danger. Avalanches can in many places be released, even by a single winter sport participant and reach medium size. Caution is to be exercised in all aspects in areas close to the tree line as well as above the tree line. Wind slabs are covered with new snow in some cases and therefore difficult to recognise. Avalanches can additionally in isolated cases be released in the weakly bonded old snow also. These avalanche prone locations are to be found in particular on extremely steep shady slopes and at transitions from a shallow to a deep snowpack. They are very rare but are difficult to recognise. Careful route selection is recommended.

### Snowpack

#### Danger patterns

dp.6: cold, loose snow and wind

dp.1: deep persistent weak layer

As a consequence of new snow and wind from variable directions, extensive wind slabs formed in all aspects, in particular in areas close to the tree line and above the tree line. The avalanche prone locations are covered with new snow and are therefore difficult to recognise. In very isolated cases weak layers exist in the centre of the snowpack, especially on shady slopes above approximately 2200 m.

### Tendency

In some cases the various wind slabs have bonded still only poorly with each other and the old snowpack. The weather conditions will bring about a slow strengthening of the snow drift accumulations. As a consequence of the solar radiation, the likelihood of loose snow avalanches being released will increase.

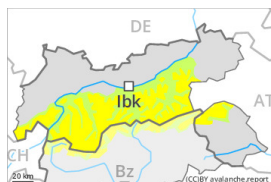
## Danger Level 2 - Moderate



Treeline

**Tendency: Constant avalanche danger** →

on Tuesday 28 02 2023



Wind slab

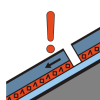


Treeline

Snowpack stability: **poor**

Frequency: **some**

Avalanche size: **medium**



Persistent weak layer



2200m

Snowpack stability: **poor**

Frequency: **few**

Avalanche size: **medium**

Fresh wind slabs are to be evaluated with care and prudence. Weakly bonded old snow above approximately 2200 m.

The fresh and older wind slabs are to be evaluated with care and prudence in all aspects above the tree line. In the regions with a lot of snow the wind slabs are larger. These can be released by a single winter sport participant and reach medium size.

Weak layers in the old snowpack can be released even now by individual winter sport participants, especially on the Main Alpine Ridge and to the north. The avalanche prone locations are to be found in particular on steep west, north and east facing slopes above approximately 2200 m and at transitions from a shallow to a deep snowpack. These places are rare but are difficult to recognise. Mostly avalanches are medium-sized.

Careful route selection is recommended.

### Snowpack

**Danger patterns**

dp.6: cold, loose snow and wind

dp.1: deep persistent weak layer

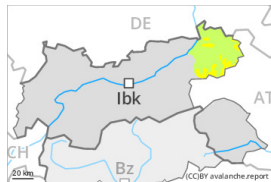
As a consequence of new snow and a moderate to strong wind from variable directions, avalanche prone wind slabs formed in all aspects. In some cases the various wind slabs have bonded still only poorly with each other and the old snowpack.

Isolated avalanche prone weak layers exist in the centre of the snowpack in particular on very steep west, north and east facing slopes, especially between approximately 2200 and 2600 m.

### Tendency

In some cases the various wind slabs have bonded still only poorly with each other and the old snowpack. The weather conditions will bring about a slow strengthening of the snow drift accumulations. As a consequence of the solar radiation, the likelihood of loose snow avalanches being released will increase.

## Danger Level 2 - Moderate



**Tendency: Constant avalanche danger** →  
on Tuesday 28 02 2023



Wind slab



Snowpack stability: **poor**

Frequency: **some**

Avalanche size: **medium**

### Fresh wind slabs represent the main danger.

The fresh and older wind slabs are to be evaluated with care and prudence in all aspects above approximately 1600 m. These are in some cases extensive and can be released easily. Mostly avalanches are medium-sized. In the regions exposed to heavier precipitation the avalanche danger is a little higher. In addition in particular in the regions exposed to heavier precipitation, gliding avalanches are possible.

### Snowpack

#### Danger patterns

dp.6: cold, loose snow and wind

dp.1: deep persistent weak layer

As a consequence of new snow and a moderate to strong wind from variable directions, avalanche prone wind slabs formed in all aspects, in particular above approximately 1600 m. In some cases the various wind slabs have bonded still only poorly with each other and the old snowpack.

In very isolated cases weak layers exist in the centre of the snowpack, especially on shady slopes above approximately 2200 m.

### Tendency

In some cases the various wind slabs have bonded still only poorly with each other and the old snowpack. The weather conditions will bring about a slow strengthening of the snow drift accumulations. As a consequence of the solar radiation, the likelihood of loose snow avalanches being released will increase.

## Danger Level 1 - Low



**Tendency: Constant avalanche danger** →  
on Tuesday 28 02 2023

Currently there are favourable conditions generally.

Single winter sport participants can release avalanches only in isolated cases. The avalanche prone locations for dry avalanches are to be found in particular on extremely steep shady slopes and at transitions from a shallow to a deep snowpack. They are very rare but are difficult to recognise. In many places there is a danger of falling on the hard snow surface.

### Snowpack

#### Danger patterns

dp.1: deep persistent weak layer

The snowpack is largely stable and its surface has a crust that is strong in many cases. The solar radiation will give rise as the day progresses to slight moistening of the snowpack, especially at low and intermediate altitudes.

In very isolated cases weak layers exist in the centre of the snowpack, especially on shady slopes above approximately 2200 m, and on sunny slopes at elevated altitudes.

The snowpack will be subject to considerable local variations above the tree line. Over a wide area only a small amount of snow is lying for the time of year.

### Tendency

The backcountry touring conditions remain mostly favourable.