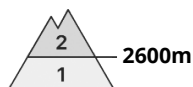
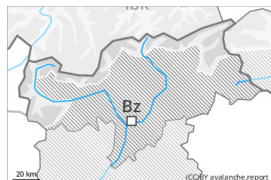


Danger Level 2 - Moderate



Tendency: Constant avalanche danger →
 on Saturday 08 04 2023



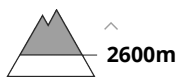
Persistent weak layer



Snowpack stability: **poor**
 Frequency: **few**
 Avalanche size: **medium**



Wind slab



Snowpack stability: **poor**
 Frequency: **few**
 Avalanche size: **medium**

Weakly bonded old snow represents the main danger. Wind slabs at elevated altitudes.

Avalanches can be released in near-surface layers, even by small loads in isolated cases, in particular on very steep sunny slopes above approximately 2600 m, in isolated cases also on very steep shady slopes below approximately 2900 m. On the Main Alpine Ridge such avalanche prone locations are more prevalent. Avalanches are medium-sized.

In addition the wind slabs of the last few days adjacent to ridgelines and at elevated altitudes are capable of being triggered in some cases still. They are to be evaluated with care and prudence in particular in very steep terrain.

Snowpack

Danger patterns

dp.4: cold following warm / warm following cold

dp.6: cold, loose snow and wind

Faceted weak layers exist in the top section of the snowpack, especially on sunny slopes above approximately 2600 m, in isolated cases also on shady slopes at elevated altitudes.

As a consequence of the occasionally strong wind, fresh snow drift accumulations formed during the last few days. These are lying on soft layers in particular on very steep shady slopes at elevated altitudes.

Some snow will fall in some localities.

Tendency

Weakly bonded old snow at high altitude. As a consequence of new snow and wind, sometimes avalanche prone wind slabs will form at elevated altitudes.



Danger Level 1 - Low



Tendency: Constant avalanche danger →
on Saturday 08 04 2023



Wind slab



2600m

Snowpack stability: **poor**

Frequency: **few**

Avalanche size: **small**

A generally favourable avalanche situation will prevail.

The wind slabs of the last few days can still be released in some cases. They are to be evaluated with care and prudence in particular on very steep shady slopes above approximately 2600 m. Even a small avalanche can sweep winter sport participants along and give rise to falls. This applies on extremely steep slopes.

Snowpack

Danger patterns

dp.6: cold, loose snow and wind

The wind slabs are lying on soft layers in particular on shady slopes at elevated altitudes. Only a small amount of snow is lying for the time of year.

Tendency

A generally favourable avalanche situation will prevail.