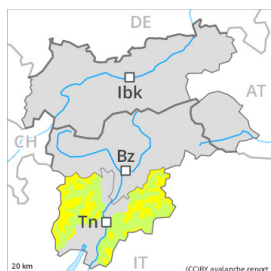


Danger Level 2 - Moderate



Tendency: Constant avalanche danger →
on Tuesday 23 01 2024



Wind slab



Treeline

Snowpack stability: **poor**

Frequency: **some**

Avalanche size: **medium**

The wind slabs represent the main danger.

The sometimes deep wind slabs of the weekend must be evaluated with care and prudence in all aspects above the tree line. These can be released even by a single winter sport participant. Mostly the avalanches are medium-sized.

The avalanche prone locations are to be found in particular adjacent to ridgelines and in gullies and bowls in all aspects. The sometimes large wind slabs are clearly recognisable to the trained eye. They are to be avoided whenever possible.

Snowpack

Danger patterns

dp.6: cold, loose snow and wind

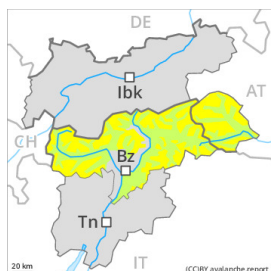
More recent wind slabs are poorly bonded with the old snowpack above the tree line. Snow depths vary greatly, depending on the influence of the wind.

Towards its base, the snowpack is largely stable.

Tendency

The avalanche danger will persist.

Danger Level 2 - Moderate



Tendency: Constant avalanche danger →
on Tuesday 23 01 2024



Wind slab



Snowpack stability: **poor**

Frequency: **some**

Avalanche size: **medium**

Wind slabs are in some cases prone to triggering.

More recent wind slabs can be released by a single winter sport participant in some cases above approximately 2200 m. The avalanche prone locations are to be found in particular adjacent to ridgelines and in pass areas and in gullies and bowls. At elevated altitudes the likelihood of avalanches being released is greater. The wind slabs are clearly recognisable to the trained eye. They are to be avoided as far as possible. Mostly avalanches are only small. Even a small avalanche can sweep winter sport participants along and give rise to falls.

In addition very occasional gliding avalanches are possible, in particular on steep east, south and west facing slopes below approximately 2600 m, in particular in the regions with a lot of snow. Areas with glide cracks are to be avoided.

Snowpack

Danger patterns

dp.6: cold, loose snow and wind

As a consequence of a moderate to strong wind from variable directions, further wind slabs will form in the course of the day. They are lying on weak layers. The fresh and somewhat older wind slabs are in some cases prone to triggering.

Towards its base, the snowpack consists of faceted crystals. This is particularly the case in the areas with less snow, well off the main Alpine ridge. The snowpack will be subject to considerable local variations above the tree line.

Tendency

Fresh wind slabs represent the main danger.

Danger Level 2 - Moderate



Tendency: Constant avalanche danger →
 on Tuesday 23 01 2024



Wind slab

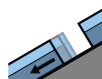


Treeline

Snowpack stability: **poor**

Frequency: **many**

Avalanche size: **small**



Gliding snow



2600m

Snowpack stability: **very poor**

Frequency: **few**

Avalanche size: **medium**

Wind slabs represent the main danger. As a consequence of the sometimes strong wind there will be an increase in the avalanche danger within the current danger level.

In gullies and bowls and behind abrupt changes in the terrain easily released wind slabs will form. Avalanche prone locations are to be found above the tree line, especially on north and east facing slopes. This also applies to widely open areas with patchy forest stands below the tree line. These avalanche prone locations are quite prevalent but are easy to recognise. Avalanches can be released by a single winter sport participant, but they will be small in most cases. Restraint should be exercised because avalanches can sweep people along and give rise to falls.

Individual gliding avalanches are possible, even large ones in isolated cases, in particular on steep east, south and west facing slopes below approximately 2600 m, in particular in the regions with a lot of snow. Areas with glide cracks are to be avoided.

Snowpack

Danger patterns

dp.6: cold, loose snow and wind

dp.2: gliding snow

The new snow of Friday has hardly bonded at all. The sometimes strong wind will transport the snow. In the course of the day avalanche prone wind slabs will form in particular on north and east facing slopes. Towards its base, the snowpack is largely stable.

Evening and night: Some snow will fall in particular in the west.

Tendency

As a consequence of new snow and a strong wind from westerly directions, further wind slabs will form on Tuesday.

Danger Level 1 - Low



Tendency: Constant avalanche danger →
on Tuesday 23 01 2024



Wind slab



Treeline

Snowpack stability: **poor**

Frequency: **few**

Avalanche size: **small**

Wind slabs require caution.

The fresh and somewhat older wind slabs can be released in isolated cases, especially at their margins. Caution is to be exercised in particular adjacent to ridgelines in gullies and bowls, and behind abrupt changes in the terrain. Mostly avalanches are small.

Snowpack

Danger patterns

dp.6: cold, loose snow and wind

Wind slabs are lying on soft layers in particular on steep shady slopes. The old snowpack will be quite stable.

Tendency

Wind slabs require caution.

Danger Level 1 - Low



Tendency: Constant avalanche danger →
on Tuesday 23 01 2024



Wind slab



Treeline

Snowpack stability: **poor**

Frequency: **few**

Avalanche size: **small**

Wind slabs represent the main danger.

The more recent wind slabs can be released by a single winter sport participant. Caution is to be exercised in particular adjacent to ridgelines in gullies and bowls, and behind abrupt changes in the terrain. Mostly avalanches are small.

Snowpack

Danger patterns

dp.6: cold, loose snow and wind

The wind slabs of the last few days are poorly bonded with the old snowpack. The fresh wind slabs can be released easily. or in isolated cases naturally,.

Tendency

The wind slabs represent the main danger. The avalanche danger will persist.