



Danger Level 2 - Moderate



Tendency: Constant avalanche danger →
on Wednesday 24 01 2024



Wind slab

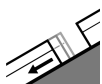


Treeline

Snowpack stability: **poor**

Frequency: **some**

Avalanche size: **medium**



Gliding snow



2600m

Snowpack stability: **very poor**

Frequency: **few**

Avalanche size: **large**

Wind slabs represent the main danger. Gliding avalanches are possible.

As a consequence of new snow and a strong wind from westerly directions, sometimes avalanche prone wind slabs will form on north and east facing slopes. Avalanche prone locations are to be found in gullies and bowls, and behind abrupt changes in the terrain above the tree line. The prevalence of avalanche prone locations and likelihood of triggering will increase with altitude. Such avalanche prone locations are barely recognisable because of the poor visibility. Avalanches can reach medium size.

Gliding avalanches are possible, even large ones in isolated cases, in particular on steep east, south and west facing slopes below approximately 2600 m. Areas with glide cracks are to be avoided.

Snowpack

Danger patterns

dp.6: cold, loose snow and wind

dp.2: gliding snow

Over a wide area 15 to 25 cm of snow will fall until midday. The strong wind will transport the fresh and old snow. The fresh wind slabs are in some cases prone to triggering. The somewhat older wind slabs have settled a little. Towards its base, the snowpack is largely stable.

Tendency

As a consequence of the occasionally storm force wind, fresh snow drift accumulations will form.



Danger Level 2 - Moderate



Tendency: Constant avalanche danger →
 on Wednesday 24 01 2024



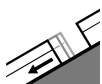
Wind slab



Snowpack stability: **poor**

Frequency: **some**

Avalanche size: **small**



Gliding snow



Snowpack stability: **very poor**

Frequency: **few**

Avalanche size: **medium**

Wind slabs represent the main danger.

As a consequence of new snow and a strong wind from westerly directions, mostly small wind slabs will form on north and east facing slopes. Avalanche prone locations are to be found in gullies and bowls, and behind abrupt changes in the terrain above approximately 2000 m. At elevated altitudes the avalanche prone locations are a little more prevalent and exist in all aspects. The avalanche prone locations are and are barely recognisable because of the poor visibility. Apart from the danger of being buried, restraint should be exercised as well in view of the danger of avalanches sweeping people along and giving rise to falls.

More gliding avalanches are possible, even large ones in isolated cases, in particular on steep east, south and west facing slopes below approximately 2600 m, in particular in the regions with a lot of snow. Areas with glide cracks are to be avoided.

Snowpack

Danger patterns

dp.6: cold, loose snow and wind

dp.2: gliding snow

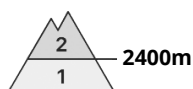
Over a wide area 10 to 15 cm of snow, and even more in some localities, will fall until midday. The strong wind will transport the fresh and old snow. The fresh wind slabs are in some cases prone to triggering. The somewhat older wind slabs have settled a little. Towards its base, the snowpack is largely stable.

Tendency

As a consequence of the occasionally storm force wind, fresh snow drift accumulations will form.



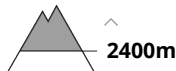
Danger Level 2 - Moderate



Tendency: Constant avalanche danger →
on Wednesday 24 01 2024



Wind slab



Snowpack stability: **poor**

Frequency: **some**

Avalanche size: **small**

Wind slabs are mostly small but in some cases prone to triggering.

More recent wind slabs can be released by a single winter sport participant in some cases in particular on northwest to north to southeast facing aspects above approximately 2400 m. The avalanche prone locations are to be found in particular adjacent to ridgelines and in pass areas and in gullies and bowls. At elevated altitudes the likelihood of avalanches being released is greater. The wind slabs are clearly recognisable to the trained eye. They are to be avoided as far as possible. Mostly avalanches are only small. Even a small avalanche can sweep winter sport participants along and give rise to falls.

Snowpack

Danger patterns

dp.6: cold, loose snow and wind

As a consequence of mild temperatures the snow drift accumulations stabilised on Monday. As a consequence of a strong to storm force wind from variable directions, mostly small wind slabs will form on Tuesday. They will be deposited on soft layers at elevated altitudes. The fresh wind slabs are in some cases prone to triggering.

Towards its base, the snowpack consists of faceted crystals. The snowpack will be subject to considerable local variations above the tree line.

Tendency

Fresh wind slabs represent the main danger.



Danger Level 2 - Moderate



Tendency: Constant avalanche danger →
on Wednesday 24 01 2024



Wind slab



Treeline

Snowpack stability: **poor**

Frequency: **some**

Avalanche size: **medium**

The wind slabs represent the main danger.

The wind slabs of the last few days must be evaluated with care and prudence in all aspects above the tree line. These can be released even by a single winter sport participant.

The avalanche prone locations are to be found in particular adjacent to ridgelines and in gullies and bowls in all aspects. The sometimes large wind slabs represent the main danger. They will be covered with new snow in some cases and therefore difficult to recognise.

Snowpack

Danger patterns

dp.6: cold, loose snow and wind

Some snow fell on Monday in some localities. More recent wind slabs are poorly bonded with the old snowpack above the tree line. Snow depths vary greatly, depending on the influence of the wind. Weak layers in the old snowpack necessitate caution and restraint.

Tendency

As a consequence of sharply rising temperatures and the strong to storm force northwesterly wind, fresh snow drift accumulations will form on Wednesday.



Danger Level 1 - Low



Tendency: Constant avalanche danger →
on Wednesday 24 01 2024



Wind slab



Treeline

Snowpack stability: **poor**

Frequency: **few**

Avalanche size: **small**

Wind slabs require caution.

The fresh and somewhat older wind slabs can be released in isolated cases, especially at their margins. Caution is to be exercised in particular adjacent to ridgelines in gullies and bowls, and behind abrupt changes in the terrain. Mostly avalanches are small.

Snowpack

Danger patterns

dp.6: cold, loose snow and wind

Wind slabs are lying on soft layers in particular on steep shady slopes. The old snowpack will be quite stable.

Tendency

Wind slabs require caution.



Danger Level 1 - Low



Tendency: Constant avalanche danger →
on Wednesday 24 01 2024



Wind slab



Treeline

Snowpack stability: **poor**

Frequency: **few**

Avalanche size: **small**

Wind slabs represent the main danger.

The more recent wind slabs can be released by a single winter sport participant. Caution is to be exercised in particular adjacent to ridgelines in gullies and bowls, and behind abrupt changes in the terrain. Mostly avalanches are small.

Snowpack

Danger patterns

dp.6: cold, loose snow and wind

The wind slabs of the last few days are poorly bonded with the old snowpack. More recent wind slabs are poorly bonded with the old snowpack above the tree line.

Tendency

As a consequence of sharply rising temperatures and the strong to storm force northwesterly wind, fresh snow drift accumulations will form on Wednesday.