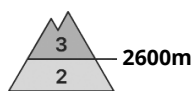




Danger Level 3 - Considerable



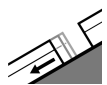
Tendency: Constant avalanche danger →
 on Monday 29 01 2024



Persistent weak layer



Snowpack stability: **poor**
 Frequency: **some**
 Avalanche size: **large**



Gliding snow



Snowpack stability: **very poor**
 Frequency: **few**
 Avalanche size: **medium**



Wind slab



Snowpack stability: **poor**
 Frequency: **few**
 Avalanche size: **medium**

Weak layers in the upper part of the snowpack necessitate caution and restraint. In addition a latent danger of gliding avalanches exists.

Weak layers in the upper part of the snowpack can be released in some places by individual winter sport participants. This applies in particular on very steep sunny slopes above approximately 2600 m. Whumpfung sounds and the formation of shooting cracks when stepping on the snowpack serve as an alarm indicating the danger. In some cases the avalanches are large.

The fresh wind slabs can still be released in some cases in particular on very steep shady slopes above approximately 2400 m. Caution is to be exercised in particular adjacent to ridgelines in high Alpine regions.

More gliding avalanches are possible, even large ones in isolated cases. This applies in particular on steep grassy slopes below approximately 2600 m. Areas with glide cracks are to be avoided.

Snowpack

Danger patterns

dp.4: cold following warm / warm following cold

dp.2: gliding snow

High altitudes and the high Alpine regions:

The northwesterly wind has transported a lot of snow. Faceted weak layers exist in the top section of the snowpack, in particular on very steep sunny slopes above approximately 2600 m. Field observations and released avalanches indicate the existence of a weak snowpack. Towards its base, the snowpack is largely stable.

Low and intermediate altitudes:

The old snowpack is wet and its surface has a melt-freeze crust that is strong in many cases. The high temperatures as the day progresses will give rise to slight moistening of the snowpack. This applies on very



steep sunny slopes.

Tendency

Weak layers in the upper part of the snowpack necessitate caution and restraint. In addition a latent danger of gliding avalanches exists.

Danger Level 2 - Moderate



Tendency: Decreasing avalanche danger

on Monday 29 01 2024



Wind slab

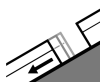


2400m

Snowpack stability: **poor**

Frequency: **some**

Avalanche size: **medium**



Gliding snow



2600m

Snowpack stability: **very poor**

Frequency: **few**

Avalanche size: **medium**

Wind slabs and gliding snow require caution.

As a consequence of new snow and a strong wind from northwesterly directions, extensive wind slabs formed at elevated altitudes. Avalanches can be released, mostly by large loads and reach medium size. At elevated altitudes the likelihood of avalanches being released is greater. Avalanche prone locations are to be found on wind-loaded slopes above approximately 2400 m. Caution is to be exercised in particular on very steep slopes adjacent to ridgelines in high Alpine regions.

More gliding avalanches are possible, even large ones in isolated cases. This applies in particular on steep grassy slopes below approximately 2600 m. Areas with glide cracks are to be avoided.

Snowpack

Danger patterns

dp.6: cold, loose snow and wind

dp.2: gliding snow

High altitudes and the high Alpine regions:

The northwesterly wind has transported a lot of snow. Avalanche prone weak layers exist in the top section of the snowpack. Towards its base, the snowpack is largely stable.

Low and intermediate altitudes:

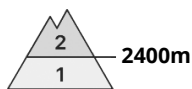
The old snowpack is wet and its surface has a melt-freeze crust that is strong in many cases. The high temperatures as the day progresses will give rise to slight moistening of the snowpack. This applies on very steep sunny slopes.

Tendency

The conditions are generally favourable.



Danger Level 2 - Moderate



Tendency: Decreasing avalanche danger
 on Monday 29 01 2024



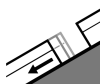
Wind slab



Snowpack stability: **poor**

Frequency: **some**

Avalanche size: **small**



Gliding snow



Snowpack stability: **very poor**

Frequency: **few**

Avalanche size: **medium**

The conditions are favourable over a wide area.

As a consequence of a sometimes strong wind from northwesterly directions, sometimes avalanche prone wind slabs formed. They are to be found in particular on northwest to north to east facing aspects above approximately 2400 m. Caution is to be exercised in particular on very steep slopes adjacent to ridgelines in high Alpine regions. Avalanches can reach medium size in isolated cases.

More gliding avalanches are possible, in particular on steep east, south and west facing slopes below approximately 2600 m. Areas with glide cracks are to be avoided.

Snowpack

Danger patterns

dp.6: cold, loose snow and wind

dp.2: gliding snow

High altitudes and the high Alpine regions:

The northwesterly wind has transported the new snow and, in some cases, old snow as well. The fresh wind slabs are lying on soft layers at elevated altitudes. They are in some cases prone to triggering. Towards its base, the snowpack consists of faceted crystals. The snowpack will be subject to considerable local variations above the tree line.

Intermediate altitudes: Early and late morning: The snowpack is wet and its surface has a melt-freeze crust that is strong in many cases.

Tendency

The backcountry touring conditions are spring-like.