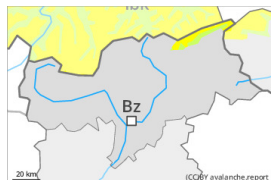


Danger Level 2 - Moderate



Tendency: Constant avalanche danger →

on Thursday 01 02 2024



Persistent weak layer

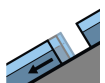


2600m

Snowpack stability: **fair**

Frequency: **few**

Avalanche size: **large**



Gliding snow



2600m

Snowpack stability: **very poor**

Frequency: **few**

Avalanche size: **medium**

Weak layers in the upper part of the snowpack necessitate caution. In addition a latent danger of gliding avalanches exists.

Weak layers in the upper part of the snowpack can be released especially by large additional loads. This applies in particular on very steep sunny slopes above approximately 2600 m. Avalanches can reach large size in isolated cases.

Individual gliding avalanches are possible, even large ones in isolated cases. This applies in particular on steep grassy slopes below approximately 2600 m. Areas with glide cracks are to be avoided.

The somewhat older wind slabs are now only very rarely prone to triggering. Individual avalanche prone locations are to be found on very steep shady slopes above approximately 2600 m. This applies in particular adjacent to ridgelines.

Snowpack

Danger patterns

dp.4: cold following warm / warm following cold

dp.2: gliding snow

Faceted weak layers exist in the top section of the snowpack, in particular on very steep sunny slopes above approximately 2600 m. Towards its base, the snowpack is largely stable.

Low and intermediate altitudes:

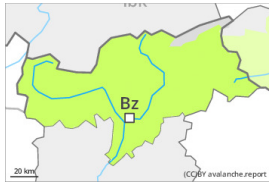
The old snowpack is moist and its surface has a melt-freeze crust that is strong in many cases. The high temperatures as the day progresses will give rise to slight moistening of the snowpack. This applies on very steep sunny slopes.

Tendency

Weak layers in the upper part of the snowpack necessitate caution. In addition a latent danger of gliding avalanches exists. Some snow will fall. The wind will be strong.



Danger Level 1 - Low



Tendency: Constant avalanche danger →
on Thursday 01 02 2024

The conditions are favourable over a wide area.

The somewhat older wind slabs are now only very rarely prone to triggering. Individual avalanche prone locations are to be found on very steep shady slopes above approximately 2600 m. This applies in particular adjacent to ridgelines.

Only isolated gliding avalanches are possible, in particular on steep east, south and west facing slopes below approximately 2600 m. Areas with glide cracks are to be avoided.

Snowpack

The snowpack will be in most cases stable.

Towards its base, the snowpack consists of faceted crystals. The snowpack will be subject to considerable local variations above the tree line.

Intermediate and high altitudes: Early and late morning: The snowpack is moist and its surface has a melt-freeze crust that is strong in many cases, in particular on sunny slopes. During the day: The high temperatures will give rise to slight moistening of the snowpack, in particular on sunny slopes.

Tendency

The avalanche conditions are favourable over a wide area. Some snow will fall, in particular in the north. The wind will be strong.