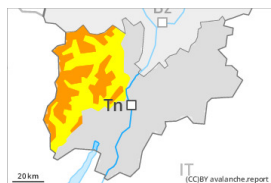


Danger Level 3 - Considerable



Tendency: Increasing avalanche danger
 on Saturday 10 02 2024



Wind slab



Treeline

Snowpack stability: **poor**

Frequency: **some**

Avalanche size: **medium**



New snow



Treeline

Snowpack stability: **poor**

Frequency: **some**

Avalanche size: **small**

Increase in avalanche danger as a consequence of new snow and strong wind. Small and medium-sized natural avalanches are possible.

As a consequence of new snow and a sometimes storm force wind from southwesterly directions, avalanche prone wind slabs will form. They can be released even by a single winter sport participant. Mostly the avalanches are medium-sized. The avalanche prone locations are to be found in particular on steep slopes above approximately 2000 m, and adjacent to ridgelines and in gullies and bowls.

As a consequence of the heavy snowfall individual natural loose snow slides are possible as the day progresses, even medium-sized ones. Areas with glide cracks are to be avoided. This applies in particular on steep grassy slopes in all aspects especially above the tree line.

Snowpack

Danger patterns

dp.6: cold, loose snow and wind

40 to 60 cm of snow, and even more in some localities, will fall above approximately 2000 m. The sometimes storm force wind will transport the new snow significantly. The fresh wind slabs will be deposited on the unfavourable surface of an old snowpack in all aspects in all altitude zones. Towards its base, the snowpack consists of faceted crystals.

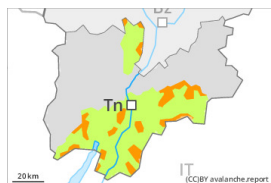
Tendency

In some regions 20 to 30 cm of snow, and even more in some localities, will fall on Saturday. Fresh wind slabs represent the main danger. Small and medium-sized natural avalanches are possible.

Danger Level 3 - Considerable



Tendency: Increasing avalanche danger
 on Saturday 10 02 2024



Wind slab



Treeline

Snowpack stability: **poor**

Frequency: **some**

Avalanche size: **medium**



New snow



Treeline

Snowpack stability: **poor**

Frequency: **few**

Avalanche size: **small**

Increase in avalanche danger as a consequence of new snow and strong wind. Mostly small natural avalanches are possible.

As a consequence of new snow and a sometimes storm force wind from southwesterly directions, avalanche prone wind slabs will form. They can be released even by a single winter sport participant. Mostly the avalanches are medium-sized. The avalanche prone locations are to be found in particular on steep slopes above approximately 2000 m, and adjacent to ridgelines and in gullies and bowls.

As a consequence of the heavy snowfall individual natural loose snow slides are possible as the day progresses, even medium-sized ones. Areas with glide cracks are to be avoided. This applies in particular on steep grassy slopes in all aspects especially above the tree line.

Snowpack

Danger patterns

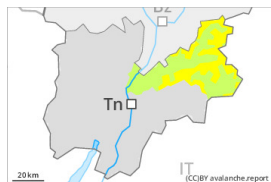
dp.6: cold, loose snow and wind

40 to 60 cm of snow, and even more in some localities, will fall above approximately 2000 m. The sometimes storm force wind will transport the new snow significantly. The fresh wind slabs will be deposited on the unfavourable surface of an old snowpack in all aspects in all altitude zones.

Tendency

In some regions 20 to 30 cm of snow, and even more in some localities, will fall on Saturday. Fresh wind slabs represent the main danger. Small and medium-sized natural avalanches are possible.

Danger Level 2 - Moderate



Tendency: Increasing avalanche danger
on Saturday 10 02 2024



Wind slab



Treeline

Snowpack stability: **poor**

Frequency: **some**

Avalanche size: **medium**

Increase in avalanche danger as a consequence of new snow and strong wind.

As a consequence of new snow and a sometimes storm force wind from southwesterly directions, avalanche prone wind slabs will form. They can be released even by a single winter sport participant. Mostly the avalanches are medium-sized. The avalanche prone locations are to be found in particular on steep slopes above approximately 2000 m, and adjacent to ridgelines and in gullies and bowls.

As a consequence of the heavy snowfall individual natural loose snow slides are possible as the day progresses, even medium-sized ones. Areas with glide cracks are to be avoided. This applies in particular on steep grassy slopes in all aspects especially above the tree line.

Snowpack

Danger patterns

dp.6: cold, loose snow and wind

10 to 30 cm of snow, and even more in some localities, will fall above approximately 2000 m. The sometimes storm force wind will transport the new snow significantly. The fresh wind slabs will be deposited on the unfavourable surface of an old snowpack in all aspects in all altitude zones. Towards its base, the snowpack consists of faceted crystals.

Tendency

In some regions 15 to 30 cm of snow, and even more in some localities, will fall on Saturday. Fresh wind slabs represent the main danger.