

Danger Level 3 - Considerable



Tendency: Increasing avalanche danger
 on Saturday 10 02 2024



Wind slab



Treeline

Snowpack stability: **poor**

Frequency: **some**

Avalanche size: **medium**



New snow



Treeline

Snowpack stability: **poor**

Frequency: **some**

Avalanche size: **small**

Increase in avalanche danger as a consequence of new snow and strong wind. Small and medium-sized natural avalanches are possible.

As a consequence of new snow and a sometimes storm force wind from southwesterly directions, avalanche prone wind slabs will form. They can be released even by a single winter sport participant. Mostly the avalanches are medium-sized. The avalanche prone locations are to be found in particular on steep slopes above approximately 2000 m, and adjacent to ridgelines and in gullies and bowls.

As a consequence of the heavy snowfall individual natural loose snow slides are possible as the day progresses, even medium-sized ones. Areas with glide cracks are to be avoided. This applies in particular on steep grassy slopes in all aspects especially above the tree line.

Snowpack

Danger patterns

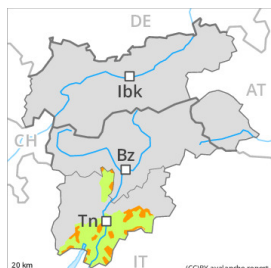
dp.6: cold, loose snow and wind

40 to 60 cm of snow, and even more in some localities, will fall above approximately 2000 m. The sometimes storm force wind will transport the new snow significantly. The fresh wind slabs will be deposited on the unfavourable surface of an old snowpack in all aspects in all altitude zones. Towards its base, the snowpack consists of faceted crystals.

Tendency

In some regions 20 to 30 cm of snow, and even more in some localities, will fall on Saturday. Fresh wind slabs represent the main danger. Small and medium-sized natural avalanches are possible.

Danger Level 3 - Considerable



Tendency: Increasing avalanche danger
 on Saturday 10 02 2024



Wind slab



Treeline

Snowpack stability: **poor**

Frequency: **some**

Avalanche size: **medium**



New snow



Treeline

Snowpack stability: **poor**

Frequency: **few**

Avalanche size: **small**

Increase in avalanche danger as a consequence of new snow and strong wind. Mostly small natural avalanches are possible.

As a consequence of new snow and a sometimes storm force wind from southwesterly directions, avalanche prone wind slabs will form. They can be released even by a single winter sport participant. Mostly the avalanches are medium-sized. The avalanche prone locations are to be found in particular on steep slopes above approximately 2000 m, and adjacent to ridgelines and in gullies and bowls.

As a consequence of the heavy snowfall individual natural loose snow slides are possible as the day progresses, even medium-sized ones. Areas with glide cracks are to be avoided. This applies in particular on steep grassy slopes in all aspects especially above the tree line.

Snowpack

Danger patterns

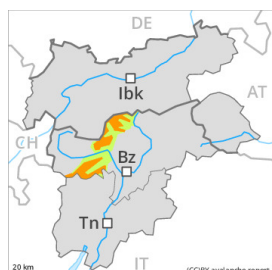
dp.6: cold, loose snow and wind

40 to 60 cm of snow, and even more in some localities, will fall above approximately 2000 m. The sometimes storm force wind will transport the new snow significantly. The fresh wind slabs will be deposited on the unfavourable surface of an old snowpack in all aspects in all altitude zones.

Tendency

In some regions 20 to 30 cm of snow, and even more in some localities, will fall on Saturday. Fresh wind slabs represent the main danger. Small and medium-sized natural avalanches are possible.

Danger Level 3 - Considerable



Tendency: Increasing avalanche danger
 on Saturday 10 02 2024



Wind slab

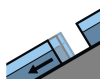


Treeline

Snowpack stability: **poor**

Frequency: **some**

Avalanche size: **medium**



Gliding snow



2600m

Snowpack stability: **very poor**

Frequency: **few**

Avalanche size: **medium**

Increase in avalanche danger as a consequence of new snow and strong wind.

As a consequence of new snow and a sometimes storm force wind from southwesterly directions, avalanche prone wind slabs will form. They can be released even by a single winter sport participant. Mostly the avalanches are medium-sized. The avalanche prone locations are to be found in particular on shady slopes above approximately 2000 m, especially adjacent to ridgelines and in gullies and bowls.

Individual gliding avalanches are possible, in particular medium-sized ones. Areas with glide cracks are to be avoided. This applies in particular on steep grassy slopes below approximately 2600 m.

Snowpack

Danger patterns

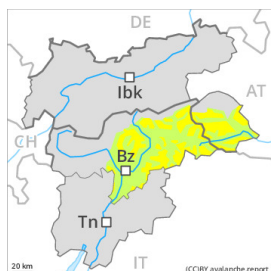
dp.2: gliding snow

20 to 40 cm of snow, and even more in some localities, will fall above approximately 1400 m. The sometimes storm force wind will transport the new snow significantly. The fresh wind slabs will be deposited on soft layers in particular on steep shady slopes above the tree line. Towards its base, the snowpack consists of faceted crystals.

Tendency

In some regions 10 to 15 cm of snow, and even more in some localities, will fall on Saturday. Fresh wind slabs represent the main danger. A latent danger of gliding avalanches exists.

Danger Level 2 - Moderate



Tendency: Increasing avalanche danger
on Saturday 10 02 2024



Wind slab



Treeline

Snowpack stability: **poor**

Frequency: **some**

Avalanche size: **medium**

Increase in avalanche danger as a consequence of new snow and strong wind.

As a consequence of new snow and a sometimes storm force wind from southwesterly directions, avalanche prone wind slabs will form. They can be released by a single winter sport participant in some cases. In some cases avalanches are medium-sized. The avalanche prone locations are to be found in particular on shady slopes above approximately 2000 m, especially adjacent to ridgelines and in gullies and bowls.

Individual gliding avalanches are possible, but they will be mostly small. This applies in particular on steep grassy slopes below approximately 2600 m. Areas with glide cracks are to be avoided.

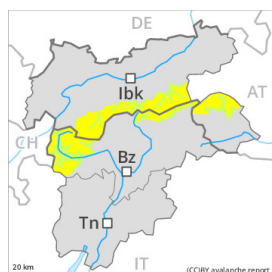
Snowpack

5 to 15 cm of snow, and even more in some localities, will fall above approximately 1400 m. The sometimes storm force wind will transport the new snow significantly. The fresh wind slabs will be deposited on soft layers in particular on steep shady slopes above the tree line. Towards its base, the snowpack consists of faceted crystals.

Tendency

In some regions 10 to 15 cm of snow, and even more in some localities, will fall on Saturday. Fresh wind slabs represent the main danger.

Danger Level 2 - Moderate



Tendency: Constant avalanche danger →
 on Saturday 10 02 2024



Wind slab

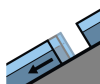


Treeline

Snowpack stability: **poor**

Frequency: **some**

Avalanche size: **medium**



Gliding snow



2600m

Snowpack stability: **very poor**

Frequency: **few**

Avalanche size: **medium**

Fresh wind slabs are to be evaluated with care and prudence. A latent danger of gliding avalanches exists.

At elevated altitudes sometimes avalanche prone wind slabs will form. Such avalanche prone locations are to be found in particular on steep shady slopes above approximately 2000 m. The number and size of avalanche prone locations will increase with altitude. In localities where more snow falls the avalanche danger is greater.

Individual gliding avalanches are possible, in particular medium-sized ones. Areas with glide cracks are to be avoided. This applies in particular on steep grassy slopes below approximately 2600 m.

Snowpack

Danger patterns

dp.6: cold, loose snow and wind

dp.2: gliding snow

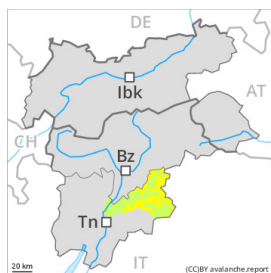
Over a wide area up to 20 cm of snow, and up to 25 cm in some localities, will fall on Friday above approximately 1500 m. The strong wind will transport the new snow. The fresh wind slabs will be deposited on soft layers in particular on shady slopes.

The old snowpack is largely stable.

Tendency

Some snow will fall on Saturday in some regions. The wind will be strong over a wide area. The fresh and somewhat older wind slabs are to be assessed with care and prudence. A latent danger of gliding avalanches exists.

Danger Level 2 - Moderate



Treeline

Tendency: **Increasing avalanche danger**
on Saturday 10 02 2024



Wind slab



Treeline

Snowpack stability: **poor**

Frequency: **some**

Avalanche size: **medium**

Increase in avalanche danger as a consequence of new snow and strong wind.

As a consequence of new snow and a sometimes storm force wind from southwesterly directions, avalanche prone wind slabs will form. They can be released even by a single winter sport participant. Mostly the avalanches are medium-sized. The avalanche prone locations are to be found in particular on steep slopes above approximately 2000 m, and adjacent to ridgelines and in gullies and bowls.

As a consequence of the heavy snowfall individual natural loose snow slides are possible as the day progresses, even medium-sized ones. Areas with glide cracks are to be avoided. This applies in particular on steep grassy slopes in all aspects especially above the tree line.

Snowpack

Danger patterns

dp.6: cold, loose snow and wind

10 to 30 cm of snow, and even more in some localities, will fall above approximately 2000 m. The sometimes storm force wind will transport the new snow significantly. The fresh wind slabs will be deposited on the unfavourable surface of an old snowpack in all aspects in all altitude zones. Towards its base, the snowpack consists of faceted crystals.

Tendency

In some regions 15 to 30 cm of snow, and even more in some localities, will fall on Saturday. Fresh wind slabs represent the main danger.

Danger Level 1 - Low



Tendency: Constant avalanche danger →
 on Saturday 10 02 2024



Wind slab



2400m

Snowpack stability: **poor**

Frequency: **few**

Avalanche size: **small**



Gliding snow



2600m

Snowpack stability: **very poor**

Frequency: **few**

Avalanche size: **medium**

Wind slabs require caution. A latent danger of gliding avalanches exists.

At elevated altitudes visible wind slabs will form. Fresh and somewhat older wind slabs are mostly small but can be released in isolated cases. Individual avalanche prone locations are to be found in particular on very steep shady slopes above approximately 2400 m.

Individual gliding avalanches are possible, in particular medium-sized ones. This applies in particular on steep grassy slopes below approximately 2600 m. Areas with glide cracks are to be avoided.

Snowpack

Danger patterns

dp.6: cold, loose snow and wind

dp.2: gliding snow

Up to 10 cm of snow fell on Thursday above approximately 1500 m. The strong wind will transport the new snow. The old snowpack is largely stable.

Tendency

Wind slabs require caution. A latent danger of gliding avalanches exists.

Danger Level 1 - Low



Tendency: Constant avalanche danger →
on Saturday 10 02 2024



Gliding snow



2600m

Snowpack stability: **very poor**

Frequency: **few**

Avalanche size: **medium**

A latent danger of gliding avalanches exists.

Individual gliding avalanches are possible, in particular medium-sized ones. Areas with glide cracks are to be avoided. This applies in particular on steep grassy slopes below approximately 2600 m.

At elevated altitudes small wind slabs will form. Individual avalanche prone locations are to be found in particular on very steep shady slopes above approximately 2600 m.

Snowpack

Danger patterns

dp.2: gliding snow

The sometimes strong wind will transport only a little snow. The snowpack is largely stable.

Tendency

A latent danger of gliding avalanches exists.