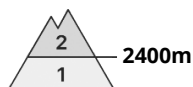
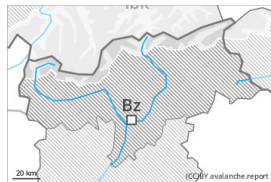






Danger Level 2 - Moderate



Tendency: Constant avalanche danger →
on Wednesday 21 02 2024



Wind slab



Snowpack stability: **poor**

Frequency: **some**

Avalanche size: **medium**

Fresh wind slabs require caution.

Some fresh snow as well as the wind slabs that are forming during the snowfall represent the main danger. The fresh wind slabs can be released by a single winter sport participant in particular on steep shady slopes above approximately 2400 m. Avalanche prone locations are to be found in particular in gullies and bowls, and behind abrupt changes in the terrain. Avalanches are medium-sized.

In very isolated cases dry avalanches can also be released in the old snowpack. This applies in particular on the Main Alpine Ridge and to the south. Avalanche prone locations are to be found in particular in little used terrain above approximately 2400 m, especially on very steep shady slopes.

On very steep grassy slopes only isolated gliding avalanches are possible below approximately 2400 m.

Snowpack

Danger patterns

dp.6: cold, loose snow and wind

dp.2: gliding snow

In particular in the north up to 10 cm of snow will fall. The new snow and wind slabs will be deposited on a crust in all aspects below approximately 2200 m. Especially shady slopes above approximately 2400 m: The new snow and wind slabs will be deposited on soft layers.

The old snowpack remains subject to considerable local variations at high altitude. Within the snowpack, there are multiple melt-freeze crusts sandwiches with faceted layers in between, in particular on steep sunny slopes in all altitude zones, as well as on shady slopes below approximately 2600 m.

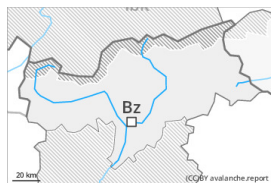
At low and intermediate altitudes only a little snow is lying.

Tendency

The fresh wind slabs will settle gradually.



Danger Level 1 - Low



Tendency: Constant avalanche danger →
on Wednesday 21 02 2024

Low avalanche danger will be encountered over a wide area.

The fresh wind slabs can in very isolated cases be released, even by a single winter sport participant, especially on very steep shady slopes above approximately 2400 m. These avalanche prone locations are to be found in particular in gullies and bowls, and behind abrupt changes in the terrain. The prevalence of the avalanche prone locations will increase with altitude. In very isolated cases dry avalanches can also be released in the old snowpack. Avalanche prone locations are to be found in particular in little used terrain above approximately 2400 m, especially on very steep shady slopes. Mostly avalanches are small.

As the temperature drops only isolated gliding avalanches are possible.

Snowpack

Danger patterns

dp.6: cold, loose snow and wind

Some snow will fall in some localities, especially in the north. As a consequence of a moderate to strong northwesterly wind, clearly visible wind slabs formed on Monday.

The surface of the snowpack will only just freeze and will soften during the day, especially at intermediate altitudes. The high temperatures gave rise to increasing and thorough wetting of the snowpack over a wide area below approximately 2400 m.

The snowpack remains subject to considerable local variations. Within the snowpack, there are multiple melt-freeze crusts sandwiches with faceted layers in between, in particular on steep sunny slopes in all altitude zones, as well as on shady slopes below approximately 2600 m.

At low and intermediate altitudes only a little snow is lying.

Tendency

Currently there are quite favourable conditions generally. Low avalanche danger will be encountered over a wide area.