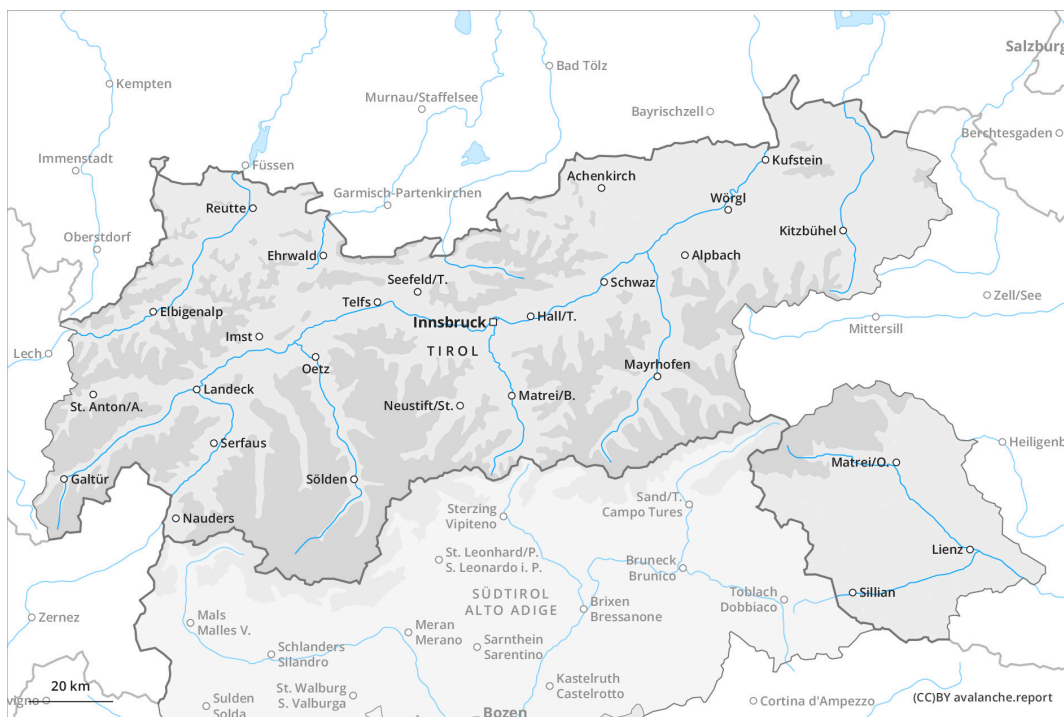




AM

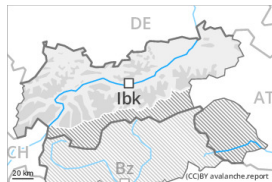


PM





Danger Level 2 - Moderate



Tendency: Increasing avalanche danger
on Friday 23 02 2024



Wind slab



Snowpack stability: **poor**

Frequency: **some**

Avalanche size: **medium**

Fresh wind slabs require caution.

In particular in the regions exposed to the foehn wind the wind slabs will increase in size as the day progresses. The fresh wind slabs can be released by a single winter sport participant in particular on steep shady slopes above approximately 2200 m. These are clearly recognisable. Avalanche prone locations are to be found in particular in gullies and bowls, and behind abrupt changes in the terrain. At elevated altitudes the avalanche prone locations will become more prevalent. Avalanches are medium-sized.

On very steep grassy slopes only isolated gliding avalanches are possible below approximately 2400 m.

Snowpack

Danger patterns

dp.6: cold, loose snow and wind

dp.2: gliding snow

The new snow and wind slabs are lying on a crust in all aspects below approximately 2200 m.

Especially shady slopes above approximately 2400 m: The fresh wind slabs are lying on soft layers.

The old snowpack remains subject to considerable local variations at high altitude. Within the snowpack, there are multiple melt-freeze crusts sandwiches with faceted layers in between, in particular on steep sunny slopes in all altitude zones, as well as on shady slopes below approximately 2600 m.

At low and intermediate altitudes only a little snow is lying.

Tendency

Significant increase in avalanche danger as a consequence of new snow and wind.



Danger Level 2 - Moderate



Tendency: Increasing avalanche danger
on Friday 23 02 2024



Wind slab



Snowpack stability: **poor**

Frequency: **some**

Avalanche size: **medium**

Fresh wind slabs require caution.

During the day: As a consequence of new snow and a sometimes strong southwesterly wind, further wind slabs will form. The fresh wind slabs can be released by a single winter sport participant in particular on steep shady slopes above approximately 2400 m. Avalanche prone locations are to be found in particular in gullies and bowls, and behind abrupt changes in the terrain. The prevalence of the avalanche prone locations will increase with altitude. In some cases avalanches are medium-sized.

In very isolated cases dry avalanches can also be released in the old snowpack. This applies in particular on the Main Alpine Ridge and to the south. Avalanche prone locations are to be found in particular in little used terrain above approximately 2400 m, especially on very steep shady slopes.

On very steep grassy slopes only isolated gliding avalanches are possible below approximately 2400 m.

Evening and first half of night: Increase in danger of dry avalanches as the snowfall becomes more intense, in particular on steep shady slopes at high altitudes and in high Alpine regions.

Snowpack

Danger patterns

dp.6: cold, loose snow and wind

dp.2: gliding snow

In some localities up to 10 cm of snow, and even more in some localities, will fall on Thursday above approximately 1500 m, especially in the evening.

The new snow and wind slabs are lying on a crust in all aspects below approximately 2200 m. Especially shady slopes above approximately 2400 m: The new snow and wind slabs are lying on soft layers.

The old snowpack remains subject to considerable local variations at high altitude. Within the snowpack, there are multiple melt-freeze crusts sandwiches with faceted layers in between, in particular on steep sunny slopes in all altitude zones, as well as on shady slopes below approximately 2600 m.

At low and intermediate altitudes only a little snow is lying.

Tendency



Significant increase in avalanche danger as a consequence of new snow and wind. Over a wide area 20 to 40 cm of snow will fall on Friday above approximately 1500 m. Especially from the Passeier Tal to the Southern Zillertal Alps and High Tauern up to 70 cm of snow will fall. More frequent natural dry avalanches are to be expected, even large ones in isolated cases, especially on steep shady slopes at high altitudes and in high Alpine regions in the regions exposed to heavier precipitation. As a consequence of the snowfall, the likelihood of gliding avalanches being released will increase gradually in particular on steep grassy slopes at intermediate and high altitudes.



Danger Level 2 - Moderate

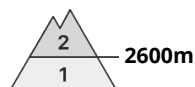
AM:



Tendency: **Increasing avalanche danger**
on Friday 23 02 2024



PM:



Tendency: **Increasing avalanche danger**
on Friday 23 02 2024



Wind slab



2600m

Snowpack stability: **poor**

Frequency: **some**

Avalanche size: **small**

Increase in avalanche danger in the evening.

During the day: As a consequence of new snow and a sometimes strong southwesterly wind, mostly small wind slabs will form. The fresh wind slabs can in very isolated cases be released, even by a single winter sport participant, especially on very steep shady slopes above approximately 2600 m. These avalanche prone locations are to be found in particular in gullies and bowls, and behind abrupt changes in the terrain. The prevalence of the avalanche prone locations will increase with altitude. In very isolated cases dry avalanches can also be released in the old snowpack. Avalanche prone locations are to be found in particular in little used terrain above approximately 2400 m, especially on very steep shady slopes. Mostly avalanches are small.

Only isolated gliding avalanches are possible.

Evening and first half of night: Increase in danger of dry avalanches as the snowfall becomes more intense, in particular on steep shady slopes at high altitudes and in high Alpine regions.

Snowpack

Danger patterns

dp.6: cold, loose snow and wind

In some localities up to 10 cm of snow, and even more in some localities, will fall on Thursday above approximately 1500 m, especially in the evening.

The snowpack remains subject to considerable local variations. Within the snowpack, there are multiple melt-freeze crusts sandwiches with faceted layers in between, in particular on steep sunny slopes in all altitude zones, as well as on shady slopes below approximately 2600 m.

At intermediate altitudes only a little snow is lying.

Tendency



Significant increase in avalanche danger as a consequence of new snow and wind. Over a wide area 20 to 40 cm of snow will fall on Friday above approximately 1500 m. Especially from the Ortler Range via the Passeier Tal to the Southern Zillertal Alps and High Tauern up to 70 cm of snow will fall. More frequent natural dry avalanches are to be expected, even large ones in isolated cases, especially on steep shady slopes at high altitudes and in high Alpine regions in the regions exposed to heavier precipitation. As a consequence of the snowfall, the likelihood of gliding avalanches being released will increase gradually in particular on steep grassy slopes at intermediate and high altitudes.